Network Security

Chapter 11
Security Protocols of the Data Link Layer

- IEEE 802.1Q, IEEE 802.1X & IEEE 802.1AE
- Point-to-Point Protocol (PPP)
- Point-to-Point Tunneling Protocol (PPTP)
- Layer 2 Tunneling Protocol (L2TP)
- Virtual Private Networks (VPN)

© Dr.-Ing G. Schäfer

Scope of Link Layer Security Protocols

- According to the classical understanding of the OSI model, the link layer provides an assured data transmission service *between two peer entities that are directly inter-connected by a communications medium*
- Its main tasks are:
  - Error detection and correction
  - Medium access control (MAC, not to be mixed up with message authentication code) for shared media, e.g. Ethernet, etc.
- Not all of today's networking technology fits nicely into that model:
  - Dial-up connections to an Internet service provider
  - Virtual Private Network (VPN) solutions
- In this class, we content ourselves with the following definition:
  - The purpose of a link layer security protocol is to ensure specific security properties of link layer PDUs, that is the PDUs of the protocol layer carrying the PDUs of the network layer (e.g. IP)

© Dr.-Ing G. Schäfer

The IEEE 802.1 standard family: Background & Goals

- The *Institute of Electrical and Electronics Engineers* (*IEEE) 802 LAN/MAN Standards Committee* develops local area network standards and metropolitan area network standards
- The most widely used standards are:
  - Ethernet family (802.3, generally referred to as CSMA/CD),
  - Wireless LAN (802.11)
  - WIMAX (802.16)
- The standard IEEE 802.1 standards:
  - May be used with different IEEE 802.x technologies
  - Define among others different several explicit security services or services, which may be used to achieve security goals

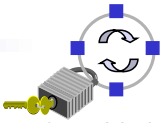

© Dr.-Ing G. Schäfer

IEEE 802.1Q: Goals & Services

- The standard IEEE 802.1Q:
  - Allows to create *"interconnected IEEE 802 standard LANs using different or identical media access control methods"*, i.e., create separate virtual local area networks (VLANs) over one physical infrastructure
  - Though not a real security standard, it is often used to separate different users and services from each other, e.g., untrusted guest computers from company servers, without deploying a new infrastructure
  - Used to realize access control on link level

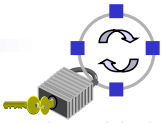

© Dr.-Ing G. Schäfer

IEEE 802.1Q: Basic Operation

- Each network packet is marked a VLAN tag including a 12 bit VLAN ID that identifies a virtual network
- Switches ensure that packets with certain VLAN IDs are only delivered to certain network ports, e.g., a VLAN with internal company information is not delivered to a port publically available
- The VLAN ID is not cryptographically protected!
  - VLAN IDs must be secured by other means, i.e., physically!
  - Usually VLAN IDs are inserted at the first trusted switch and removed at the last trusted switch on the path through the network

© Dr.-Ing G. Schäfer

IEEE 802.1Q: Typical Deployment Scenario

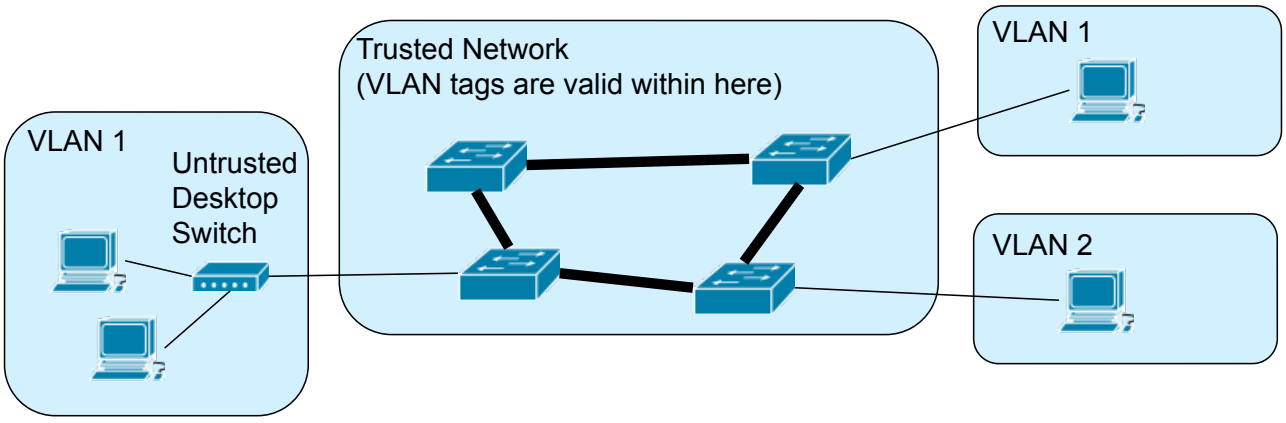

- Usually trusted inner network is protected by physical means
- Different ports to the trusted core are mapped to VLANs
- VLANs are virtually connected, but may not access other VLANs
- VLANs are typically coupled by
  - Routers that have multiple interfaces in the different VLANs
  - Routers that belong to the trusted network themselves and that may receive and send tagged frames themselves (may be dangerous, interaction between routing and VLANs, see below)

© Dr.-Ing G. Schäfer

IEEE 802.1Q: Further Discussion (I)

- 802.1Q allows easy separation of different security domains within a trusted network
  - Also allows to prioritize certain VLANs (e.g. to allow device management when the rest of the network is flooded by an attacker)
  - VLAN tags may be stacked, e.g., to separate different customers that deploy VLANs on their own
- Security discussion:
  - The security depends on the fact that not a single device in the trusted domain is compromised!
  - All switches must be correctly configured, i.e., not a single switch must allow incoming traffic from an untrusted network that is already tagged
  - Packet floods in one VLAN may affect other VLANs as well

© Dr.-Ing G. Schäfer

IEEE 802.1Q: Further Discussion (II)

- Security discussion (cont.):
  - Routers that participate in multiple VLANs may receive packets from different VLANs on one interface, but
  - Instead of strictly routing to another interface (e.g. the Internet) an attacker might use this router to route back into another VLAN over the same interface (so-called Layer 2 Proxy Attack)
  - May work even if VLAN 1 and VLAN 2 share the same IP subnet!

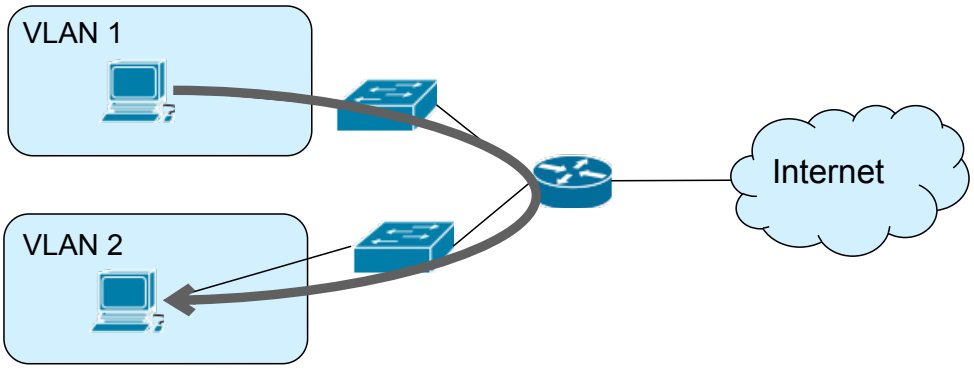

© Dr.-Ing G. Schäfer

IEEE 802.1X: Goals

- The standard IEEE 802.1X:
  - Aims to *"restrict access to the services offered by a LAN to those users and devices that are permitted to make use of those services"*
  - Defines port based network access control to provide a means of *"authenticating and authorizing devices attached to a LAN port that has point-to-point connection characteristics"*

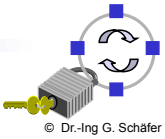

© Dr.-Ing G. Schäfer

IEEE 802.1X: Controlled and Uncontrolled Ports

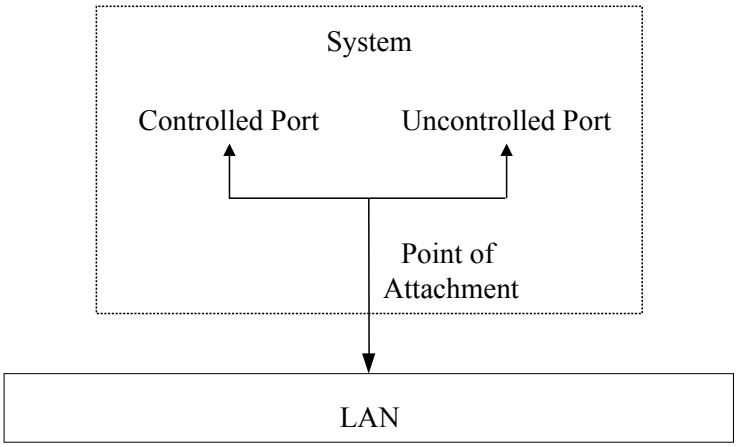

- IEEE 802.1X introduces the notion of two logical ports:
  - The uncontrolled port allows to authenticate a device
  - The controlled port allows an authenticated device to access LAN services

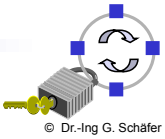

© Dr.-Ing G. Schäfer

IEEE 802.1X: Roles

- Three principal roles are distinguished:
  - A device that wants to use the service offered by an IEEE 802.1X LAN acts as a *supplicant* requesting access to the controlled port
  - The point of attachment to the LAN infrastructure (e.g. a MAC bridge) acts as the *authenticator* demanding the supplicant to authenticate itself
  - The authenticator does not check the credentials presented by the supplicant itself, but passes them to his *authentication server* for verification
- Accessing a LAN with IEEE 802.1X security measures:
  - Prior to successful authentication the supplicant can access the uncontrolled port:
    - The port is uncontrolled in the sense, that it allows access prior to authentication
    - However, this port allows only restricted access
  - Authentication can be initiated by the supplicant or the authenticator
  - After successful authentication the controlled port is opened

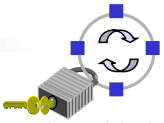

© Dr.-Ing G. Schäfer

IEEE 802.1X Security Protocols & Message Exchange

- IEEE 802.1X does not define its own security protocols, but advocates the use of existing protocols:
  - The *Extensible Authentication Protocol (EAP)* may realize basic device authentication [RFC 3748]
  - If negotiation of a session key during authentication is required, the use of the *EAP TLS Authentication Protocol* is recommended [RFC 5216]
  - Furthermore, the authentication server is recommended to be realized with the *Remote Authentication Dial In User Service (RADIUS)* [RFC 2865]
- Exchange of EAP messages between supplicant and authenticator is realized the with the *EAP over LANs (EAPOL)* protocol:
  - EAPOL defines the encapsulation techniques that shall be used in order to carry EAP packets between supplicant port access entities (PAE) and Authenticator PAEs in a LAN environment
  - EAPOL frame formats have been defined for various members of the 802.x protocol family, e.g. EAPOL for Ethernet, ...
  - Between supplicant and authenticator RADIUS messages may be used

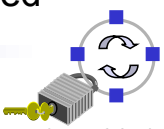

© Dr.-Ing G. Schäfer

IEEE 802.1X: Example of an 802.1X Authentication



[source: IEEE Draft P802.1X/D11]

© Dr.-Ing G. Schäfer

IEEE 802.1AE: Goals

- The standard IEEE 802.1AE also called *MAC Security (MACsec)*:
  - Allows "authorized systems that attach to and interconnect LANs in a network to maintain confidentiality of transmitted data and to take measures against frames transmitted or modified by unauthorized devices."
  - Protects packets by cryptographic means between devices, e.g., between switches or a computer and a switch
  - Assumes valid authentication and is thus an extension to 802.1X
  - Cryptographic keys are also derived during 802.1X authentication phase
  - May perform data origin authentication and optionally confidentiality
  - Supports AES-128 and AES-256 in GCM, whereas AES-128-GCM support is mandatory!

© Dr.-Ing G. Schäfer

IEEE 802.1AE: Frame format

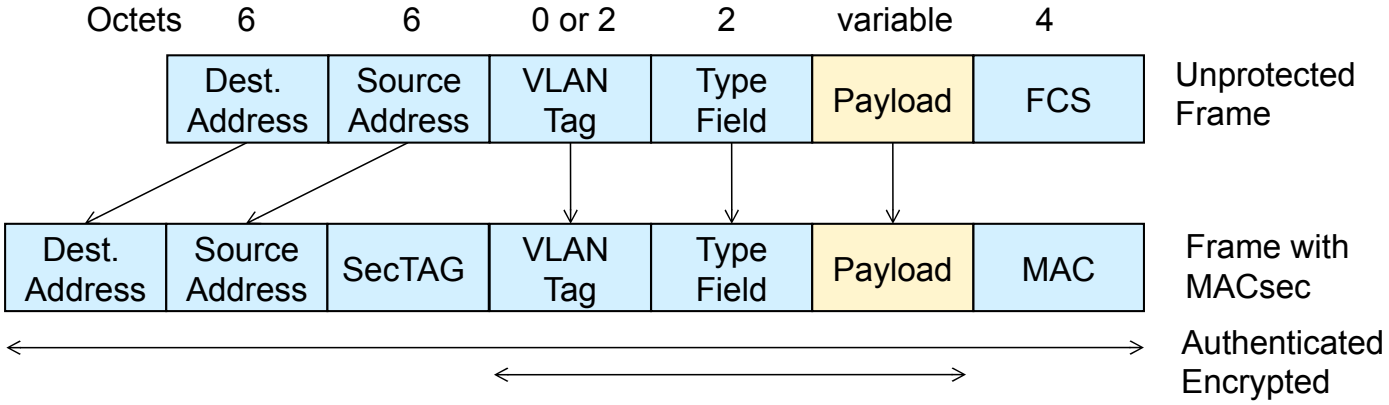

- Source and destination addresses are sent in clear text
- VLAN tag, type field, and payload are encrypted as well
- New 8-16 byte SecTAG is inserted
  - Begins with 0x88e5 to emulate a protocol for legacy devices
  - Contains 4 byte packet counter (used as IV, also to counter replay attacks)
- FCS is replaced by a cryptographic MAC of 8-16 bytes and calculated by MACsec, optionally an additional CRC-FCS may be attached for legacy devices

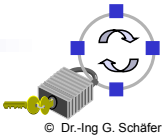

© Dr.-Ing G. Schäfer

IEEE 802.1AE: Security discussion

- MACsec allows to secure links, i.e., between buildings on a campus
- It does not protect against compromised devices!
  - If used in combination with 802.1Q the trusted computing base may be still fairly large…
  - Usage of the GCM is subject to the potential problems outlined in chapter 5
  - Currently only high-class switches support MACsec!

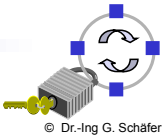

© Dr.-Ing G. Schäfer

Point-to-Point Protocol: Purpose and Tasks

- Large parts of the Internet rely on point-to-point connections:
  - Wide area network (WAN) connections between routers
  - Dial-up connections of hosts using modems and telephone lines
- Protocols for this purpose:
  - Serial Line IP (SLIP): no error detection, supports only IP, no dynamic address assignment, no authentication [RFC 1055]
  - Point-to-Point Protocol (PPP): successor to SLIP, supports IP, IPX, ...

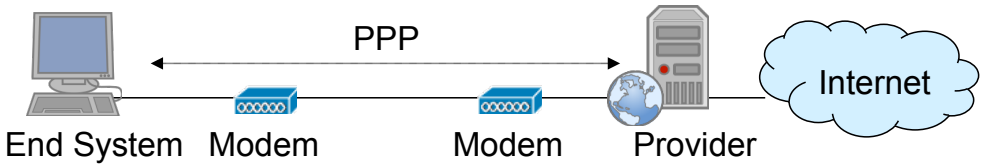

PPP [RFC 1661/1662]:

- Layer-2 frame format with frame delimitation and error detection
- Control protocol *(Link Control Protocol, LCP)* for connection establishment, -test, -negotiation, and -release
- Separate *Network Control Protocols (NCP)* for supported Layer-3 protocols

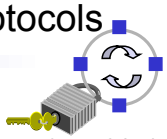

© Dr.-Ing G. Schäfer

Point-to-Point Protocol: Packet Format

1	1	1	1 or 2	variable	2 or 4	1	Octets
Flag 01111110	Address 11111111	Control 00000011	Protocol	Payload	Checksum	Flag 01111110	

- Character-oriented (instead of bit-oriented) ⇒ byte aligned frames
- Code transparency achieved through character stuffing
- Usually only unnumbered frames are transmitted, however, in scenarios with high error probability (wireless communications) a more reliable mode with sequence numbers and re-transmissions can be negotiated
- Supported protocols for the payload field are, among others: IP, IPX, Appletalk
- If not otherwise negotiated the maximum payload size is 1500 byte
- Additional negotiation supports smaller packet headers

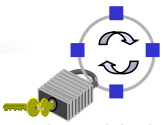

© Dr.-Ing G. Schäfer

Point-to-Point Protocol: A Typical PPP Connection

- Usage Scenario “Internet access of a PC via modem”:
  - User calls *Internet service provider (ISP)* via modem and establishes a “physical” connection via the plain old telephone service (POTS)
  - Caller sends multiple LCP-packets in PPP-frames to chose desired PPP-parameters
  - Security specific negotiation (see below)
  - Exchange of NCP-packets to configure network layer:
    - e.g. configuration of IP including dynamic allocation of an IP address via Dynamic Host Configuration Protocol (DHCP)
  - Caller may use arbitrary Internet services like any other host with a fixed connection to the Internet
  - For connection termination the allocated IP address and the network layer connection are released
  - The layer-2 connection is released via LCP and the modem closes down the “physical” connection

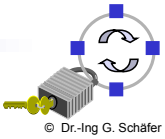

© Dr.-Ing G. Schäfer

Point-to-Point Protocol: Link Control Protocol

- Frame format of the *Link Control Protocol (LCP):*
  - *Code:* configure-request, configure-ack, configure-nack, configure-reject, terminate-request, terminate-ack, code-reject, protocol-reject, echo-request, echo-reply, discard-request
  - *Length:* indicates the length of the LCP-packet including the code field etc.
  - *Data:* zero or more octets of command-specific data

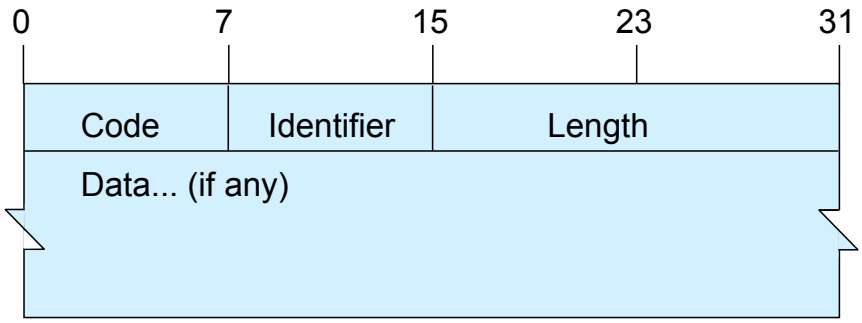

- The *configure* primitives of LCP allow to configure the link layer:
  - There exist various options for this primitive for configuration of different aspects (max. receive unit, protocol compression, authentication, ...)

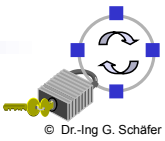

© Dr.-Ing G. Schäfer

Point-to-Point Protocol: Security Services

- The original version of PPP [RFC 1661] suggests the optional run of an authentication protocol after the link establishment phase:
  - If required, authentication is demanded by one peer entity via an LCP Configuration-Request at the end of the link establishment phase
  - Originally, two authentication protocols have been defined:
    - *Password Authentication Protocol (PAP)*
    - *Challenge Handshake Authentication Protocol (CHAP)*
  - Meanwhile, an extensible protocol has been defined:
    - *Extensible Authentication Protocol (EAP)*
    - *PPP EAP Transport Level Security Protocol (PPP-EAP-TLS)*
- Furthermore, encryption can be negotiated after authentication:
  - Protocols:
    - *Encryption Control Protocol (ECP)* for negotiation
    - *PPP DES Encryption Protocol (DESE)*
    - *PPP Triple DES Encryption Protocol (3DESE)*

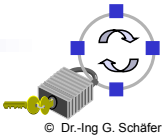

© Dr.-Ing G. Schäfer

Point-to-Point Protocol: Authentication Protocols (1)

- Password Authentication Protocol (PAP):
  - PAP was defined 1992 in RFC 1334
  - The protocol is very simple:
    - Prerequisite: the authenticator knows a password of the peer entity
    - At the end of the link establishment phase one entity, called authenticator, demands the peer entity to authenticate with PAP
    - The peer entity sends an *authenticate-request* message containing its' *peer ID* and *password*
    - The authenticator checks if the provided information is correct and answers with either an *authenticate-ack* or an *authenticate-nack*
  - As the protocol provides no cryptographic protection, it is insecure
  - PAP is not mentioned in updated RFCs for PPP authentication [RFC1994]

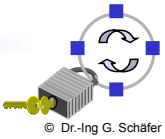

© Dr.-Ing G. Schäfer

Point-to-Point Protocol: Authentication Protocols (2)

- Challenge Handshake Authentication Protocol (CHAP):
  - CHAP is also defined in RFC 1334 and RFC 1994
  - It realizes a simple challenge-response protocol:
    - Prerequisite: authenticator and peer entity share a secret
    - After the link establishment phase the authenticator (A) sends a challenge message containing an *identifier* for this challenge, a random number r_A, and its name to the peer entity (B):

      $A \rightarrow B: (1, identifier, r_A, A)$
    - The peer entity computes a cryptographic hash function over its name, the shared secret $K_{A,B}$ and the challenge random number r_A and sends the following message:

      $B \rightarrow A: (2, identifier, H(B, K_{A,B}, r_A), B)$
    - Upon reception of this message the authenticator re-computes the hash value and compares it with the received one; if both values match it answers with a *success* message
    - RFC 1994 specifies, that MD5 must be supported as hash function, but use of other hash functions can be negotiated

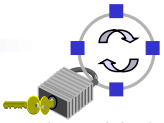

© Dr.-Ing G. Schäfer

Point-to-Point Protocol: Authentication Protocols (3)

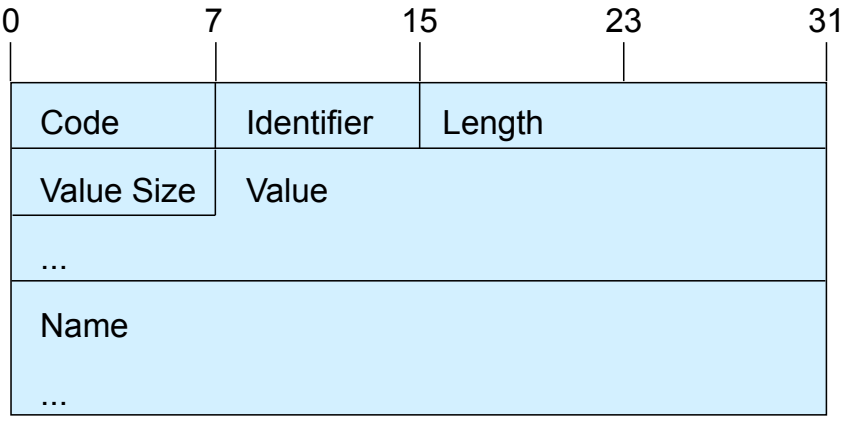

- CHAP message format:
  - *Code:* 1 ~ challenge / 2 ~ response
  - *Identifier:* one octet that has to be changed with every challenge sent
  - *Length:* the overall length of the CHAP message in octets
  - *Value Size:* one octet indicating the length of the value
  - *Value:* contains the random challenge / the response to the challenge
  - *Name:* one or more octets identifying the system that created the packet, the size of the name is calculated using the length field

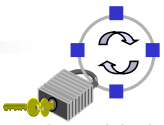

© Dr.-Ing G. Schäfer

Point-to-Point Protocol: Authentication Protocols (4)

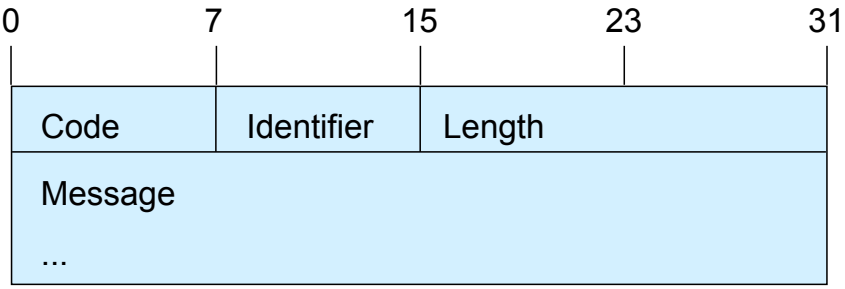

- CHAP message format:
  - *Code:* 3 ~ success / 4 ~ failure
  - *Identifier:* one octet that has to be changed with every challenge sent
  - *Length:* the overall length of the CHAP message in octets
  - Message:
    - Zero or more octets with implementation-dependent content
    - Its content is supposed to be human readable and has no influence on the operation of the protocol

© Dr.-Ing G. Schäfer

Point-to-Point Protocol: Authentication Protocols (5)

- Extensible Authentication Protocol (EAP):
  - EAP is an general protocol for PPP authentication which supports multiple authentication methods [RFC2284]
  - The main idea behind EAP is to provide a common protocol to run more elaborate authentication methods than “1 question + 1 answer”
  - The protocol provides basic primitives:
    - Request, Response: further refined by type field + type specific data
    - Success, Failure: to indicate the result of an authentication exchange
  - Type fields:
    - Identity
    - Notify
    - Nak (response only, to answer unacceptable request types)
    - MD5 Challenge (this corresponds to CHAP)
    - One-Time Password (OTP): defined in [RFC2289]
    - Generic Token Card
    - EAP-TLS

© Dr.-Ing G. Schäfer

Point-to-Point Protocol: Authentication Protocols (6)

- One-Time Password (OTP):
  - The basic idea of OTP is to transmit a “password”, that can only be used for one run of an authentication dialogue
  - Initial Setup:
    - The authenticator *A* sends a seed value r_A and the peer entity *B* concatenates it with his password and computes a hash value: $PW_N = H^N(r_A, password_B)$
    - The pair (N, PW_N) is “securely” transmitted to the authenticator and stored at the authenticator
  - Authentication dialogue:
    - $A \rightarrow B$: $N - 1$
    - $B \rightarrow A$: $PW_{N-1} := H^{N-1}(r_A, password_B)$
    - A checks if $H(PW_{N-1}) = PW_N$, and stores $(N - 1, PW_{N-1})$ as the new authentication information for B
  - Security: In order to break this scheme, an attacker would have to eavesdrop one PW_N and compute $H^{-1}(PW_N)$ which is impractical

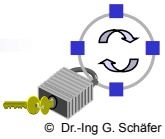

© Dr.-Ing G. Schäfer

Point-to-Point Protocol: Authentication Protocols (7)

- Generic Token Card:
  - Basically, a challenge response dialogue
  - A token card is used to compute a response to a challenge:
    - The challenge is presented to the user who has to type it to his token card device
    - The token card computes and displays the response
    - The user enters the response into the system that sends it as an answer to the challenge message
- PPP-EAP-TLS:
  - TLS stands for *Transport Layer Security* [RFC 2246]
  - Thus, the authentication dialogue of TLS is run
  - This dialogue will be explained in detail in chapter 12 on transport layer security

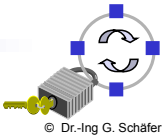

© Dr.-Ing G. Schäfer

Point-to-Point Protocol: Encryption Protocols (1)

- After the link establishment and the authentication phase, encryption can be negotiated for a PPP connection:
  - The *Encryption Control Protocol (ECP)* [RFC1968] is responsible for configuring and enabling data encryption algorithms on both ends of the PPP link:
    - ECP uses the same frame format as LCP and introduces two new primitives: Reset-Request and Reset-Ack for indicating decryption errors independently for each direction (useful for cryptographic resynchronization)
    - A specific encryption method is negotiated using the *configure* primitive containing an option specifying *DESE, 3DESE, Proprietary,* etc.
    - Proprietary encryption protocols are identified by a registered *organizational unit identifier (OUI)* + a vendor specific value
    - Exactly one ECP packet is transported in the PPP information field of a link layer packet
    - ECP packets are identified by the PPP protocol field:
      - 0x8053 for “standard” operation
      - 0x8055 for individual link data encryption on multiple links to the same destination

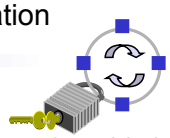

© Dr.-Ing G. Schäfer

Point-to-Point Protocol: Encryption Protocols (2)

- The PPP DES Encryption Protocol (DESE):
  - This class will discuss only the updated version DESEv2 [RFC2419]

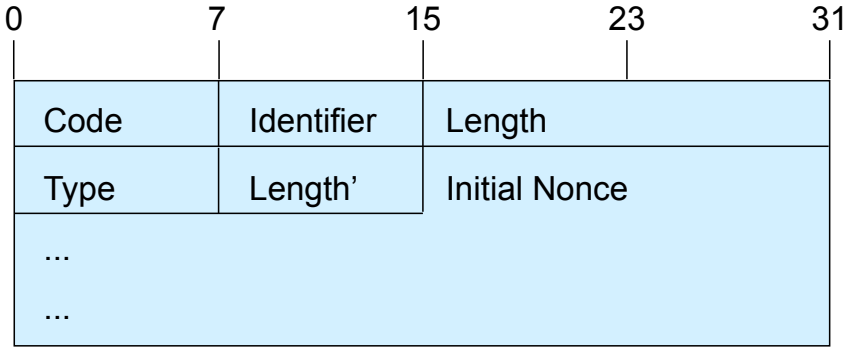

- DESEv2 is negotiated with an ECP configure request message:
  - *Code:* 1 ~ configure request
  - *Identifier:* changes with every new request
  - *Length:* overall length of the configure request message
  - *Type:* 3 ~ DESEv2
  - *Length’:* 10 (the length of this configuration option)
  - *Initial Nonce:* an initialization vector for DES in CBC mode (8 octets)

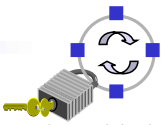

© Dr.-Ing G. Schäfer

Point-to-Point Protocol: Encryption Protocols (3)

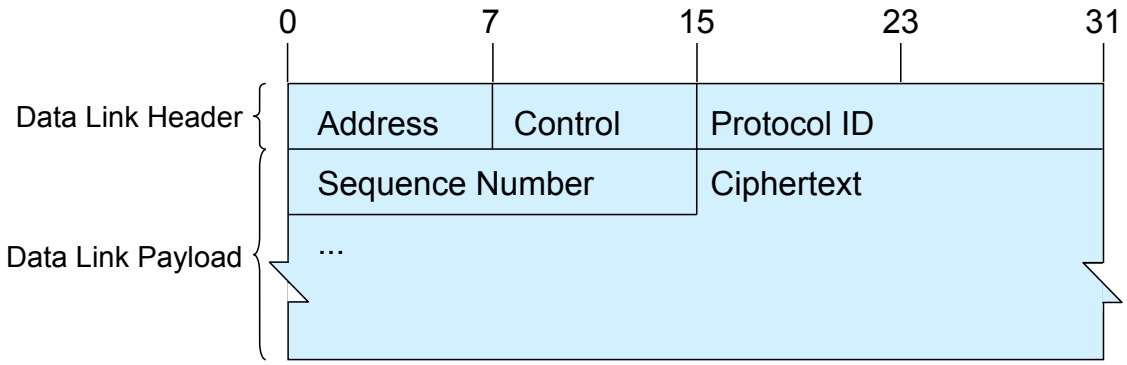

- PPP DESE v2 message format:
  - *Address:* 0x11111111 (in case of HDLC-like framing)
  - *Control:* 0x00000011 (in case of HDLC-like framing)
  - Protocol ID: 0x0053 ~ DESE (standard) / 0x0055 ~ DESE (individual link)
  - *Sequence Number:* initially 0, this number is incremented by the encrypting entity with every packet sent
  - Ciphertext: the encrypted protocol and information fields of a PPP packet
    - messages are padded to a multiple of 8 octets prior to encryption
    - encryption is realized with DES in CBC mode

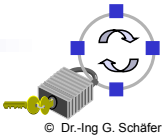

© Dr.-Ing G. Schäfer

Point-to-Point Protocol: Encryption Protocols (4)

- PPP 3DES Encryption Protocol (3DESE):
  - PPP 3DESE [RFC2420] is very similar to the PPP DESE
  - PPP 3DESE is negotiated with a configure request message with the type field of the option set to 2 (~ 3DESE)
  - Encryption of PPP payload is like DESE, with the difference that 3DES is used with 3 different keys

- All of the PPP encryption protocols assume, that a session key for encryption / decryption of PPP packets has been agreed upon prior to the encryption phase:
  - This assumption is reasonable, as session key establishment is a task that should be fulfilled during the authentication phase
  - However, only the PPP-EAP-TLS authentication protocol supports session key establishment

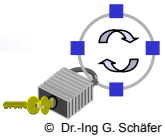

© Dr.-Ing G. Schäfer

Point-to-Point Tunneling Protocol (PPTP)

- PPP was originally designed to be run between “directly” connected entities, that is entities which share a layer-2 connection
  - Example: a PC and a dialup-router of an Internet service provider connected over the telephone network using modems
- The basic idea of PPTP is to extend the protocol’s reach over the entire Internet by defining transport of PPP PDUs in IP packets
  - Thus, the payload of PPTP PDUs are PPP packets (without layer-2 specific fields like HDLC flags, bit insertion, control characters, CRC error check values, etc.)
  - PPP packets are encapsulated in GRE packets (generic routing encapsulation) that themselves are encapsulated in IP packets:



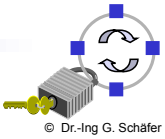

© Dr.-Ing G. Schäfer

PPTP: Voluntary vs. Compulsory Tunneling

- PPTP realizes a “tunnel” over the Internet that carries PPP packets
- Such a tunnel can be realized between different entities:
  - A client PC and a PPTP Remote Access Server (RAS):
    - This is also referred to as *voluntary tunneling*, as the client PC is actively participating in the PPTP processing
    - This variant allows to support secure communication between a client PC and a specific subnetwork using any access and intermediate network(s)
  - An ISP’s Point of Presence (POP) and a PPTP Remote Access Server:
    - This is also referred to as *compulsory tunneling*, as the client PC is not involved in the decision whether PPTP will be used or not
    - This allows to realize security on the subnetwork level but does not realize true end-to-end security between the client PC and the RAS
    - In compulsory tunneling the ISP POP acts as a proxy client to the RAS

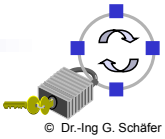

© Dr.-Ing G. Schäfer

PPTP: Compulsory Tunneling Protocol Layers

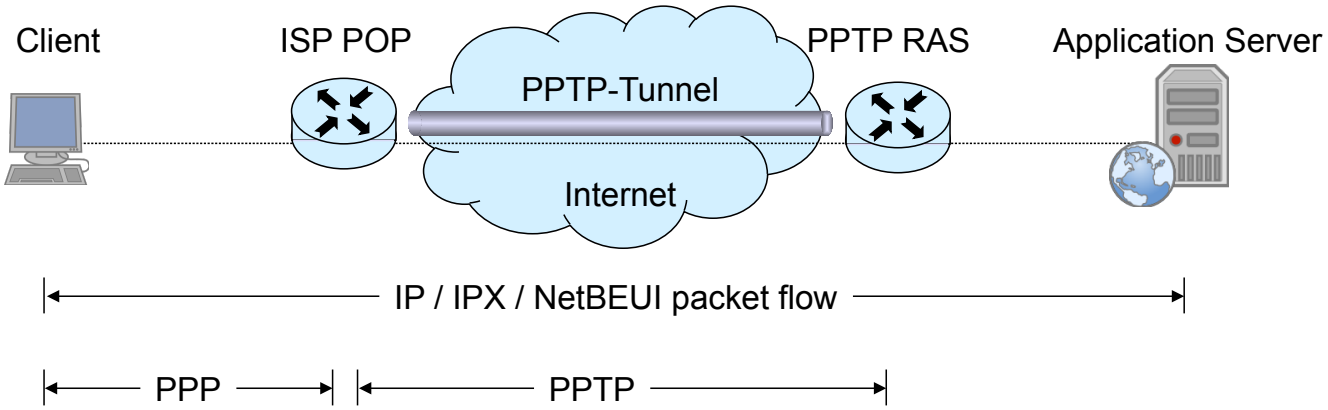

IP / IPX / NetBEUI	IP / IPX / NetBEUI	IP / IPX / NetBEUI
PPP	PPP	Layer 2 (e.g. 802.x)
PPP Framing (e.g. HDLC)	GRE Version 2	
	IP	
	Layer 2	
Physical Layer	Physical Layer	Physical Layer

© Dr.-Ing G. Schäfer

PPTP: Voluntary Tunneling Protocol Layers

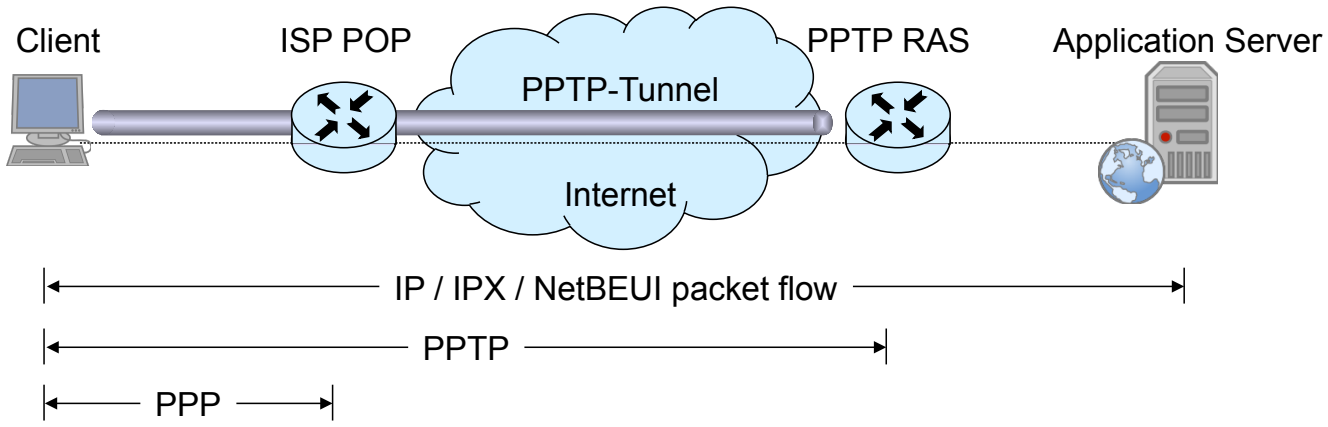

IP / IPX / NetBEUI	IP / IPX / NetBEUI	IP / IPX / NetBEUI
PPP	PPP	Layer 2 (e.g. 802.x)
GRE Version 2	GRE Version 2	
IP	IP	
PPP	Layer 2	
PPP Framing (HDLC)		
Physical Layer	Physical Layer	Physical Layer

© Dr.-Ing G. Schäfer

PPTP: Voluntary Tunneling Packet Construction at Client

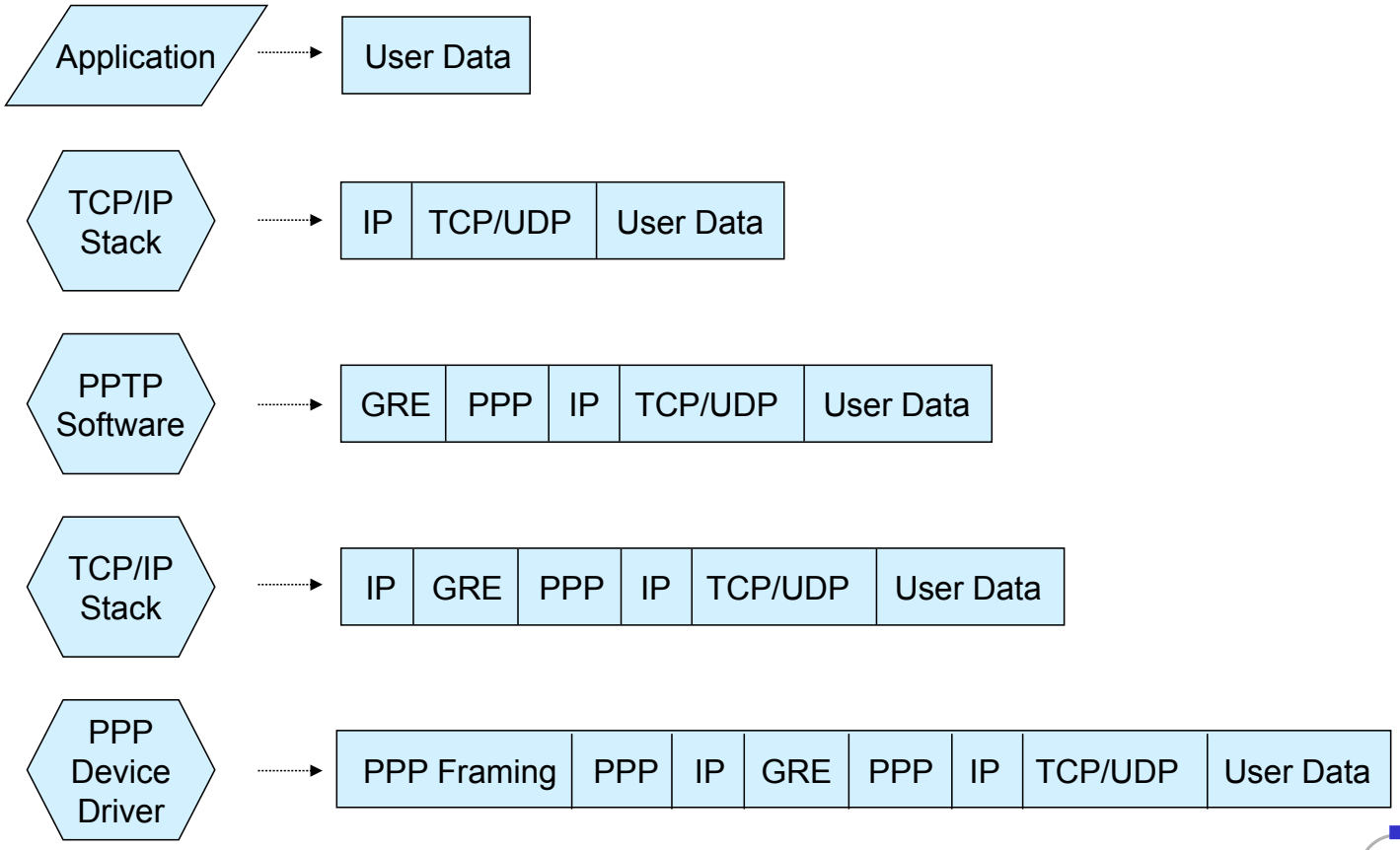

© Dr.-Ing G. Schäfer

PPTP / PPP Proprietary Extensions & Some "History"

- PPTP has been largely deployed as a consequence of Microsoft's support for it:
  - It has been developed with Microsoft's active involvement and is documented in [RFC2637]
  - Microsoft implemented it as a part of its *Remote Access Service (RAS)*
- Microsoft further specified "proprietary" extensions for PPP:
  - Microsoft PPP CHAP Extensions [RFC2433]
  - Microsoft Point to Point Encryption Protocol [RFC3078]
- However, a series of vulnerabilities have been discovered in PPTP version 1 and also in an improved version 2 [SM98a, SMW99a]:
  - A general consensus to adopt PPTP as a standard protocol could not be reached in the IETF working groups
  - Furthermore, a similar protocol *(Layer 2 Forwarding, L2F)* had been proposed by Cisco as a competing approach
  - As a consequence, a compromise was found to merge the advantages of both proposals into one single protocol *Layer 2 Tunneling Protocol (L2TP)*

© Dr.-Ing G. Schäfer

Comparison of PPTP and L2TP

- Both protocols:
  - use PPP to provide an initial envelope for user packets
  - extend the PPP model by allowing the layer-2 and the PPP endpoints to reside on different devices
  - support voluntary and compulsory tunneling
- Underlying network:
  - PPTP requires an IP network to transport its PDUs
  - L2TP supports different technologies: IP (using UDP), Frame Relay permanent virtual circuits (PVCs), X.25 virtual circuits (VCs), or ATM VCs
- PPTP can only support a single tunnel between end points, L2TP allows for the use of multiple tunnels between end points
  - E.g. L2TP allows to create different tunnels for different qualities of service
- Both protocols provide for header compression:
  - With header compression L2TP operates with 4 bytes of overhead, as compared to 6 bytes for PPTP
- L2TP provides for tunnel authentication, while PPTP does not

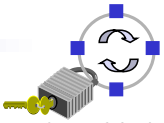

© Dr.-Ing G. Schäfer

Virtual Private Networks

- Various definitions of the term *virtual private network (VPN):*
  - A private network constructed within a public network infrastructure, such as the global Internet
  - A communications environment in which access is controlled to permit peer connections only within a defined community of interest, and is constructed through some form of partitioning of a common underlying communications medium, where this underlying communications medium provides services to the network on a non-exclusive basis
  - A restricted-use, logical computer network that is constructed from the system resources of a relatively public, physical network (such as the Internet), often by using encryption, and often by tunneling links of the virtual network across the real network [RFC2828]
  - Remark: the later two definitions explicitly incorporate security properties (controlled access, encryption) while the first one does not

"Sure, it's a lot cheaper than using your own frame relay connections, but it works about as well as sticking cotton in your ears in Times Square and pretending nobody else is around." (Wired Magazine Feb. 1998)

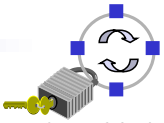

© Dr.-Ing G. Schäfer

Techniques for building Virtual Private Networks

- Make use of dedicated links (*cut-through mechanisms*):
  - ATM or Frame Relay virtual connections
  - Multi-Protocol Over ATM (MPOA)
  - Multi-Protocol Label Switching (MPLS)
  - Security services for link layer VPNs might efficiently be realized in the link layer protocol; one example is the ATM Security Specification [ATM99a]
- *Controlled route leaking / route filtering:*
  - Basic idea: control route propagation to the point that only certain networks receive routes for other networks
  - This intends to realize *"security by obscurity"* (so no real protection!)
- *Tunneling:*
  - Generic routing encapsulation (GRE)
  - PPP / PPTP / L2TP
  - IPSec Security Architecture for the Internet Protocol (see next chapter)

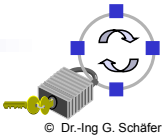

© Dr.-Ing G. Schäfer

Additional References (1)

[RFC1661] W. Simpson. *The Point-to-Point Protocol (PPP).* RFC 1661, 1994.

[RFC1968] G. Meyer. *The PPP Encryption Control Protocol (ECP).* RFC 1968, 1996.

[RFC1994] W. Simpson. *PPP Challenge Handshake Authentication Protocol (CHAP).* RFC 1994 (obsoletes RFC 1334), 1996.

[RFC2284] L. Blunk, J. Vollbrecht. *PPP Extensible Authentication Protocol (EAP).* RFC 2284, 1998.

[RFC2289] N. Haller, C. Metz, P. Nesser, M. Straw. *A One-Time Password System.* RFC 2289, 1998.

[RFC2341] A. Valencia, M. Littlewood, T. Kolar. *Cisco Layer Two Forwarding Protocol (L2F).* RFC 2341, 1998.

[RFC2419] K. Sklower, G. Meyer. *The PPP DES Encryption Protocol, Version 2 (DESE-bis).* RFC 2419 (obsoletes RFC 1969), 1998.

[RFC2420] H. Kummert. *The PPP Triple-DES Encryption Protocol (3DESE).* RFC 2420, 1998.

[RFC2433] G. Zorn, S. Cobb. *Microsoft PPP CHAP Extensions.* RFC 2433, 1998.

[RFC2637] K. Hamzeh, G. Pall , W. Verthein, J. Taarud, W. Little, G. Zorn. *Point-to-Point Tunneling Protocol (PPTP).* RFC 2637, 1999.

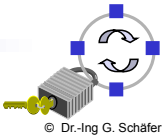

© Dr.-Ing G. Schäfer

Additional References (2)

[RFC2661] W. Townsley, A. Valencia, A. Rubens, G. Pall, G. Zorn, B. Palter. *Layer Two Tunneling Protocol (L2TP).* RFC 2661, 1999.

[RFC2828] R. Shirey. *Internet Security Glossary.* RFC 2828, 2000.

[RFC3078] G. Pall, G. Zorn. *Microsoft Point to Point Encryption Protocol (MPPE).* RFC 3078, 2001.

[SM98a] B. Schneier, Mudge. *Cryptanalysis of Microsoft's Point-to-Point Tunneling Protocol (PPTP).* Proceedings of the 5th ACM Conference on Communications and Computer Security, ACM Press, pp. 132-141, 1998.

[SMW99a] B. Schneier, Mudge, D. Wagner. *Cryptanalysis of Microsoft's PPTP Authentication Extensions (MSCHAPv2).* Counterpane Systems, 1999.

[FH98a] P. Ferguson, G. Huston. *What is a VPN?* The Internet Protocol Journal, volume 1, no. 1&2, Cisco Systems. 1998.

[ATM99a] ATM Forum. *ATM Security Specification Version 1.0.* AF-SEC- 0100.000,

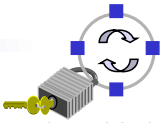

© Dr.-Ing G. Schäfer