

Virtual Private Networks in the Quantum Era: A Security in Depth Approach

David Schatz¹, Friedrich Altheide¹, Hedwig Koerfgen², Michael Rossberg¹ and Guenter Schaefer¹

¹Technische Universität Ilmenau, Germany

²Universität der Bundeswehr München, Germany

{david.schatz, friedrich.altheide, michael.rossberg, guenter.schaefer}@tu-ilmenau.de, hedwig.koerfgen@unibw.de

Keywords: Virtual Private Networks, Internet Key Exchange, Quantum Key Distribution, Multipath Key Reinforcement

Abstract: Conventional asymmetric cryptography is threatened by the ongoing development of quantum computers. A mandatory countermeasure in the context of virtual private networks (VPNs) is to use post-quantum cryptography (PQC) as a drop-in replacement for the authenticated key exchange in the Internet Key Exchange (IKE) protocol. However, the results of the ongoing cryptanalysis of PQC cannot be predicted. Consequently, this article discusses orthogonal methods for quantum-resistant key exchanges, like quantum key distribution (QKD) and multipath key reinforcement (MKR). As each method has limitations when used on its own, we conclude that it is best to maximize security by combining all available sources of symmetric key material to protect traffic inside a VPN. As one possible realization, we propose a lightweight proxy concept that uses available symmetric keys, like QKD and MKR keys, to implement a transparent cryptographic tunnel for all IKE packets, and consequently for PQC key exchanges. In contrast to combining PQC and symmetric key material within the IKE protocol, our approach provides security in depth: If secure symmetric keys are available, attacks on IKE and hence on PQC algorithms are infeasible. But even otherwise, the security properties of IKE and thus PQC are not weakened, so the overall security of the VPN is guaranteed to increase.

1 INTRODUCTION

Asymmetric cryptography is a key enabler of modern virtual private networks (VPNs). However, current algorithms are threatened by attackers with access to sufficiently powerful quantum computers (called *quantum attackers* throughout this article) (Shor, 1997; Proos and Zalka, 2003). Following the recommendation of security agencies around the world (Ehlen et al., 2022), one straightforward and mandatory approach to resist quantum attackers is the usage of post-quantum cryptography (PQC) as a drop-in replacement for classical algorithms like RSA or ECDSA within the Internet Key Exchange (IKE) protocol, or hybrid variants (Smyslov, 2022b).

Unfortunately, the confidence in PQC and its implementations currently is not at the same level as it was for classical algorithms in the pre-quantum era. This is caused by the rather young field of cryptanalysis of efficient PQC algorithms and flaws recently discovered in former finalists of the NIST standardization process (Beullens, 2022; Castryck and Decru, 2022). Consequently, one contribution of this article discusses how orthogonal methods for a

quantum-resistant key exchange may be used to additionally secure VPNs, e.g., quantum key distribution (QKD) (Bennett and Brassard, 2014) and multipath key reinforcement (MKR) (Rass and König, 2011; Lan et al., 2009; Deng and Han, 2008).

One approach to incorporate other key sources in the context of VPNs is to extend the IKEv2 protocol (Fluhrer et al., 2020). However, we argue that extending the already complex protocol and its implementation is not the best possible approach (at least for site-to-site VPNs). Instead, we propose a lightweight proxy that can transparently tunnel all IKE packets and consequently PQC key exchanges, cryptographically secured by additionally available symmetric key material. The main advantage of this approach is the implementation of security in depth. Furthermore, the proxy is easy to integrate into a variety of VPN infrastructures, e.g., it can also protect a hypothetical successor of IKE. The remaining article is structured as follows: In Sec. 2, we recapitulate the basic principles of VPNs. Our objectives and threat model are defined in Sec. 3 and related work is discussed in Sec. 4. We present the design of the IKE proxy in Sec. 5 and qualitatively evaluate it in Sec. 6.

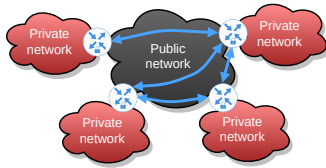


Figure 1: Example for a site-to-site VPN deployment: VPN gateways connect multiple (trusted) private networks via an untrusted public network by establishing secure tunnels.

2 BACKGROUND: VIRTUAL PRIVATE NETWORKS

In this article, we focus on *site-to-site* VPN deployments as depicted in Fig. 1: At each site, e.g., a public authority or company office, there is one VPN gateway that realizes secure tunneling of traffic from clients inside the local private network to remote sites. Real deployments are usually more complex from a topological perspective, e.g., there may be nested or load-balancing VPN gateways. We assume that the VPN operates at network layer and uses the Internet Protocol Security (IPsec) protocol family to implement secure tunnels. That is, IKEv2 (Kaufman et al., 2014) is used for entity authentication and key exchange. Subsequently, a derived traffic encryption key (TEK) is used by ESP (Encapsulating Security Payload) (Kent, Stephen, 2005) to protect confidentiality and data integrity inside tunnels, also denoted as security associations (SAs).

Established SAs may be interpreted as an *overlay topology*. To implement highly scalable and robust VPNs, the topology is usually dynamically determined by a topology control algorithm (Rossberg and Schaefer, 2011). Furthermore, routing within the overlay is required when some gateways cannot reach each other directly via the public network, e.g., due to external firewalls or nested scenarios. Packets must still be protected end-to-end in this case, which may be realized by implementing nested SAs (hop-by-hop and end-to-end protection). In summary, this results in a VPN gateway architecture as depicted in Fig. 2.

3 OBJECTIVES AND THREAT MODEL

This section defines the objectives for a quantum-resistant VPN and presents our threat model.

3.1 Objectives

A quantum-resistant VPN has a superset of objectives of a conventional VPN, like detailed in (Rossberg and

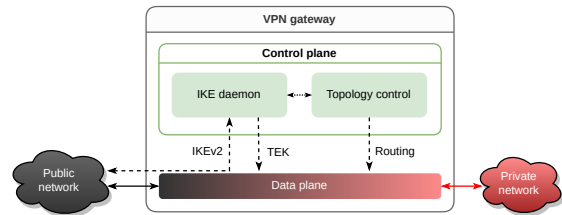


Figure 2: Basic architecture of a VPN gateway: A topology control algorithm decides which SAs should be established and manages overlay routing. The IKE daemon is responsible for establishing SAs using an authenticated key exchange. The data plane uses the derived TEK to protect client packets using ESP and forwards them based on the routing decision. Dashed lines represent control flow, solid lines represent physical interfaces.

Schaefer, 2011). On top, quantum-resistance is required for the following security services, i.e., they have to be implemented to defeat quantum attackers:

1. *Entity authentication*: Gateways must be able to securely identify each other and private IP address ranges must be securely linked to gateways.
2. *Confidentiality*: The confidentiality of client traffic must be guaranteed. If it is routed via intermediate gateways, cryptographic protection must be realized *end-to-end*, i.e., between the first and the last gateway. Furthermore, *forward secrecy* is required. That is, the compromise of long-term keys must not affect the confidentiality of past SAs. Confidentiality of *metadata* may also be required, e.g., private IP addresses.
3. *Data integrity and replay protection*: Non-authorized modification and replay of data packets between sites must be detected.

Furthermore, quantum-resistance should be introduced with *cryptographic agility* in mind. That is, cryptographic mechanisms should be easily exchangeable, e.g., to react to new developments in cryptanalysis (Ehlen et al., 2022). Last, implementing quantum-resistance should not degrade important non-functional properties of modern VPNs: *Scalability* to thousands of VPN gateways, *robustness* to denial-of-service (DoS) attacks, *graceful degradation* in case of individual compromised devices, and *implementation security* (Rossberg and Schaefer, 2011).

3.2 Threat Model

For external attacks, we assume an exceptionally strong Dolev-Yao attacker (Dolev and Yao, 1983) with access to a sufficiently large quantum computer. That is, he can break classical asymmetric cryptography on links that he controls. Moreover, he can store traffic now and try to decrypt it later, e.g., after flaws

in a PQC algorithm are found. We further assume that it is possible to compromise a limited number of VPN gateways or other security critical entities like QKD devices. However, we assume the attacker’s computational power (both classical and quantum) and his resources for eavesdropping links to be limited. Consequently, he cannot break symmetric cryptographic primitives if the algorithm is not flawed and key sizes are large enough (≥ 256 bit) (Bennett et al., 1997), and he cannot eavesdrop all links at all times.

4 RELATED WORK

Implementing the security services entity authentication, confidentiality, and data integrity in VPNs with IPsec is a two step process:

1. *Authenticated key exchange*: To establish a new SA between two VPN gateways, they first have to authenticate each other. During this process, they also derive a new symmetric TEK.
2. *Authenticated encryption*: Using the TEK, gateways encrypt all client packets and add some form of authentication tag to protect their integrity.

Because symmetric cryptography with keys ≥ 256 bit remains secure in the quantum era, only the authenticated key exchange has to be adapted to be quantum-resistant. This may be realized by using PQC or through symmetric cryptography as discussed next.

4.1 Post-quantum Cryptography

Authenticated key exchanges in VPNs widely rely on asymmetric cryptography (e.g., digital signatures based on RSA or ECDSA, and the Diffie-Hellman key exchange). While “classical” methods are not quantum-resistant, several PQC algorithms have been proposed as drop-in replacements. At the date of writing, three signature schemes and one key encapsulation mechanism (KEM) are in the process of being standardized by the NIST (NIST, 2022).

While retaining the same flexibility as existing solutions, deploying PQC also has two drawbacks: PQC algorithms are not as efficient as classical elliptic curve cryptography, when considering computational overhead, size of public keys, or size of signatures. Furthermore, cryptanalysis, especially of the efficient candidates, is not as mature as for classical cryptography. This was recently highlighted by the discovery of flaws in two former finalists of the NIST standardization process (Beullens, 2022; Castryck and Decru, 2022). Consequently, hybrid modes combining clas-

sical and PQC algorithms are recommended for an authenticated key exchange (Ehlen et al., 2022).

4.2 Symmetric Key Management

Another way to achieve quantum-resistance is to include authenticated symmetric key material in the SA establishment.

Pre-shared Keys One option is to deploy pairwise pre-shared keys (PSKs) between all gateways out of band, e.g., by sending a courier in person. However, this is cumbersome, especially when deploying new gateways and when updating PSKs for the sake of forward secrecy. A far less cumbersome approach is to equip all gateways with a static group key during deployment. But if a gateway is ever compromised, the static group key provides no security. Another option for convenient management of *pairwise* PSKs are protocols relying on a trusted third party (TTP), e.g., Kerberos (Neuman and Ts’o, 1994). However, the TTP is a single point of failure for the security and availability of keys. Probabilistic key distribution (Eschenauer and Gligor, 2002) is another simple approach for distributing pairwise PSKs. However, it provides no end-to-end security, as each key may be known to a random subset of other gateways.

Quantum Key Distribution QKD uses qubits to exchange a key between two parties, often in the form of single photons. The confidentiality of the key relies on the detectability of eavesdropping due to the laws of quantum mechanics, e.g., the no-cloning theorem (Wootters and Zurek, 1982). By design, QKD protocols like BB84 (Bennett and Brassard, 2014) require a *quantum channel* for qubit transmission and a *classical channel*, e.g., for error correction. The classical channel must be authenticated a priori in a way that prevents man-in-the-middle attacks by quantum attackers.

When building networks, QKD has two drawbacks: Quantum channels are restricted to links with a direct optical connection and have a limited reach because quantum signal repeating is not possible with current technologies, i.e., without quantum repeaters (Cao et al., 2022). On top, operating a QKD link is expensive. Consequently, QKD may only be expected in very specific scenarios. Current standardization efforts (ETSI, 2022; ITU-T, 2019) and commercial products tackle the limited reach by assuming QKD nodes to also act as key relays between adjacent links (“trusted nodes”). This approach does also not provide end-to-end security because individual “trusted nodes” could be compromised. Another

drawback is that deploying a QKD network would increase the overall complexity by duplicating many features already implemented within the VPN overlay, e.g., authentication and internal routing. Nevertheless, if a direct QKD link between gateways is feasible, it could provide an additional level of security for the corresponding SA. In particular, if the initial authentication is secure, QKD may be used to regularly exchange fresh PSKs to provide forward secrecy.

Multipath Key Reinforcement The idea of MKR is to split a key into multiple shares and send each share over a different path through a network to a common receiver. If attackers cannot eavesdrop on all paths, the sender and receiver will agree on a secret key. Furthermore, multiple MKR keys may be combined over time to significantly increase the effort for attackers to compromise all paths at all times. Previously, MKR has been proposed in the context of wireless ad-hoc networks (Lan et al., 2009), wireless sensor networks (Deng and Han, 2008), and QKD networks (Rass and König, 2011). Similarly, MKR may also be implemented within a VPN overlay.

A limitation of MKR is that it only acts as a “disseminator” of security. That is, if a secure (overlay) path exists between two VPN gateways, and the path is found and used by MKR, the hop-by-hop security is “disseminated” to the end-to-end SA between the two gateways. If no such path exists or is never used, MKR has no benefit. Furthermore, the probability that the final key is secure, is only maximized when paths are as disjoint as possible. In scenarios where VPN gateways only have a single physical access link to the public network and it is not secured by other means like QKD, attackers might be able to attack MKR with relatively little effort.

Using PSKs in IPsec For usage in IKE, all “externally” exchanged keys may be considered as PSKs, including the ones derived by QKD and MKR. While the original IKEv2 only supported PSKs for entity authentication, there is an extension to also incorporate a PSK into the TEK of a SA (Fluhrer et al., 2020). An alternative proposal also protects the IKE packets using the PSK as far as possible, avoiding unnecessary metadata leakage (Smyslov, 2022a). However, neither approach protects from potential flaws in the complex implementation of IKE daemons, which potentially lead to a full compromise of the gateway.

In the context of QKD, another proposal is to completely replace IKE, only using QKD keys (Marksteiner and Maurhart, 2015). However, this is currently explicitly ruled out by various national security agencies (Ehlen et al., 2022).

Last, while a static group key does not provide end-to-end security, it may simply be used to apply an additional layer of authenticated encryption to all packets without relying on extensions to IKE.

4.3 Lessons Learned

PQC is a straightforward and mandatory approach to secure VPNs for the quantum era. As a drop-in replacement or in addition to classical asymmetric cryptography, PQC is best implemented in the well-established IKE protocol. Still, it is desirable to additionally protect IKE with pairwise PSKs whenever available. Unfortunately, our discussion has shown that each method to exchange pairwise PSKs has its limitations. Consequently, a flexible mechanism to *combine* all previously and currently available symmetric keys from different sources is desirable. This requires a synchronization mechanism between gateways to agree on one active *master key*.

While IKE could be extended accordingly, this would further increase its complexity and consequently the attack surface of the gateway via public channels. Instead, we suggest to handle additional symmetric key material in a separate, lightweight component. This component can use the derived master key to implement a transparent tunnel for all IKE packets, providing security in depth: If the master key is secure and the implementation of the component is not flawed, attackers cannot access the IKE packets in plaintext. Consequently, any attacks on IKE (including PQC algorithms) or its implementation are infeasible. Breaking the additional key material allows for a direct attack on IKE, which has however not been touched and therefore not been weakened in any way.

5 IKE PROXY DESIGN

This section presents a lightweight proxy design that transparently tunnels and cryptographically protects IKE packets as discussed above. We refer to this component as the *IKE proxy* for the remaining article and present an overview of its required functions and the resulting architecture in a VPN gateway in the following. Subsequently, further details are presented.

5.1 Overview

Our envisioned architecture of a VPN gateway with an IKE proxy is shown in Fig. 3. In summary, the proxy requires the following functions:

1. *Packet interception*: To mandatorily protect the packets sent by the IKE daemon, the proxy must

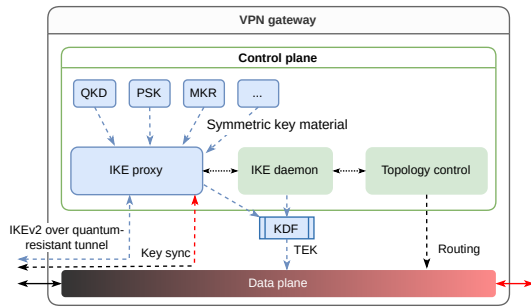


Figure 3: Envisioned architecture of a VPN gateway with an IKE proxy, which interfaces to various sources of symmetric key material. Using a key synchronization protocol, pairs of proxies agree on sets of keys to be combined to a master key. The master key is used to implement a quantum-resistant tunnel for IKE. Moreover, the resulting TEK is reinforced by the master key. Dashed lines represent control flow, solid lines represent physical interfaces.

intercept all IKE packets. Depending on the specific implementation of the control plane, different options are conceivable. For example, on Linux-based systems, firewall rules may steer packets to the IKE proxy, implemented as a user-space process (Welte, 2023).

2. *Proxy header*: Implementing a cryptographic tunnel requires the proxy to introduce a header as further detailed in Sec. 5.2.
3. *Dynamic address mapping*: Protecting IKE using pairwise keys requires a mapping of key material to the corresponding remote proxy. In general, the IKE proxy only has access to the IP and UDP headers of IKE packets, i.e., it may only infer the transport address (IP address and port) of the remote gateway. Consequently, a mapping of transport addresses to static *peer IDs* of remote proxies is required. Because the IP address and port may change over time, e.g. due to network address translation (NAT), this mapping must be dynamic. To implement this mapping within the proxy, we suggest a minimal *greeting protocol* as further detailed in Sec. 5.3.
4. *Key synchronization*: A key synchronization protocol is required to agree on a set of symmetric keys that shall be combined to derive the current *master key* between two proxies. To make use of new keys as soon as possible, the key synchronization protocol (as further detailed in Sec. 5.4) runs independently of the IKE traffic. For example, the protocol may be tunneled via the VPN similar to client traffic, i.e., over an established SA. This has the advantage that the IKE proxy does not have to re-implement complex functions like NAT traversal or routing. A drawback is that the IKE exchange to establish the very first SA

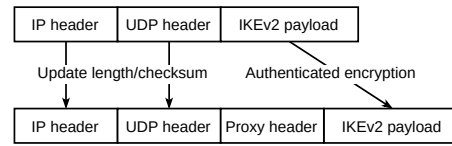


Figure 4: Tunneling IKE packets is implemented similar to the transport mode in IPsec. The original IP and UDP headers are updated (lengths and checksums) and a proxy header is introduced before the IKE payload. The latter is protected by the proxy using authenticated encryption.

between two gateways can only be protected by a key that was synchronized out of band, e.g., a static group key.

5. *Secure and persistent key storage*: VPN gateways may be rebooted at any time, e.g., due to power loss. Consequently, a persistent key storage for keys that are in progress of being synchronized and the derived master key is required. Otherwise, the first IKE exchange after a reboot can only be protected by currently available key sources, which may not be as secure as the previous master key. We present a secure design in Sec. 5.5.
6. *TEK reinforcement*: While the cryptographic tunnel implicitly protects the TEK generated by IKE, the TEK should be further reinforced by combining it with the master key of the proxy (or a derivation thereof). This protects from potential fundamental flaws in PQC algorithms or an underlying random number generator, e.g., when predictable keys are generated. This combination may either be implemented within the IKE daemon like in RFC 8784 (Fluhrer et al., 2020), or externally using a suitable key derivation function (KDF).

5.2 Proxy Header

For tunneling IKE packets, we suggest a design similar to the transport mode in IPsec because the cryptographic endpoints (IKE proxies) and the communication endpoints (IKE daemons) are on the same host: The proxy introduces an additional header between the UDP header and the payload (see Fig. 4). This has the advantage that the proxy does not break features of the IKE daemon, like NAT traversal. The IKE payload is protected by the proxy using a symmetric authenticated encryption scheme. The protocol header itself requires at least the following fields:

1. An *algorithm ID* of the applied authenticated encryption scheme.
2. A *nonce* for the authenticated encryption scheme.
3. The *authentication tag* generated by the authenticated encryption scheme.

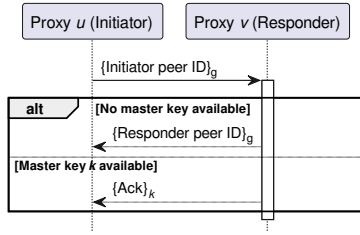


Figure 5: Greeting protocol to query the peer ID corresponding to an unknown IP address and port: Authenticated encryption with key x is denoted by curly braces $\{\dots\}_x$. To hide peer IDs from external attackers, packets should at least be encrypted using a static group key g . If the responder already shares a pairwise master key k with the initiator, he alternatively uses k to encrypt a simple acknowledgment. Then, the initiator can map the temporary key ID included in the proxy header to the responder peer ID.

4. A *temporary key ID* of the master key in use.
5. A *message type*, e.g., whether the packet belongs to the greeting or key synchronization protocol. As the message type is only relevant after successful decryption, it is the only header field that is transmitted encrypted.

Including the key ID in the header simplifies the greeting and key synchronization protocol. However, using a static master key ID more than once would allow attackers to track a gateway after (deliberately) changing its IP address. Consequently, we suggest transmitting a temporary key ID and changing it for every packet instead. One option to deterministically generate n such temporary key IDs for a synchronized master key at both proxies is to encrypt the numbers $1 \leq i \leq n$ using a derivation of the key.

5.3 Greeting Protocol

Tunneling a packet with an unknown destination requires the IKE proxy to first learn the corresponding remote peer ID to use the correct master key for encryption. A protocol to do so should not leak any metadata. Especially, peer IDs should not be leaked to external attackers. Otherwise, they could also reproduce the mapping and identify gateways of the VPN after they (deliberately) change their IP address. The greeting protocol is a simple request and reply protocol as shown in Fig. 5. The peer ID of the initiator can only be protected by a static group key. The responder may protect its peer ID using their pairwise master key if available. The greeting protocol uses UDP, reusing the IP addresses and ports of the IKE packet that triggered the greeting, which itself is queued till the greeting reply is received or a timeout occurs. Packet loss is handled by retransmission mechanisms in the IKE daemon, again triggering the greeting protocol.

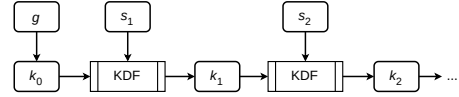


Figure 6: Derivation of master keys k_i by combining the previous master key k_{i-1} and a new symmetric key s_i using a key derivation function (KDF). Similar, a key ID for k_i may be derived in a deterministic way at both proxies, not shown for brevity. In the depicted example, the first master key k_0 is a static group key g .

5.4 Key Synchronization Protocol

The basic idea to combine all available symmetric keys from different sources over time to a master key is depicted in Fig. 6. To keep the master key in sync between two proxies, we assume that all symmetric keys s_i provided to the proxy have a unique key ID $\text{id}(s_i)$. Still, the key synchronization protocol between two proxies u and v has to deal with two possible race conditions:

1. Two keys s_i and s_{i+1} might become available in a different order at u and v , potentially leading to simultaneous, conflicting synchronization requests.
2. A new key s_i might become available at u and v at different points in time.

The first race condition may be avoided by having two master keys between u and v , one for each direction. Then, u and v can independently initiate the synchronization of new keys for their *egress* master key, one at a time. Still, every key is synchronized in both directions eventually. Regarding the second race condition, the proxy that may safely initiate the key synchronization first can easily be determined out of band for our envisioned key sources: For PSKs and MKR keys, it is the proxy which receives the key s_i last. Furthermore, QKD protocols ensure that a key is available at both sides before passing it to consumers. Consequently, two proxies may independently request new QKD keys, together with their key IDs, and subsequently initiate their synchronization.

In result, the key synchronization protocol may be implemented as a simple request/reply protocol as depicted in Fig. 7. To handle packet loss, a simple retransmission mechanism after a timeout may be implemented. Depending on the policy, synchronization of individual keys may be skipped after too many failed attempts. However, this should trigger a warning because it may indicate an attacker trying to prevent the synchronization of keys unknown to him.

5.5 Secure and Persistent Key Storage

State-of-the-art VPN gateways are usually equipped with a trust anchor, e.g., a smartcard with PIN pro-

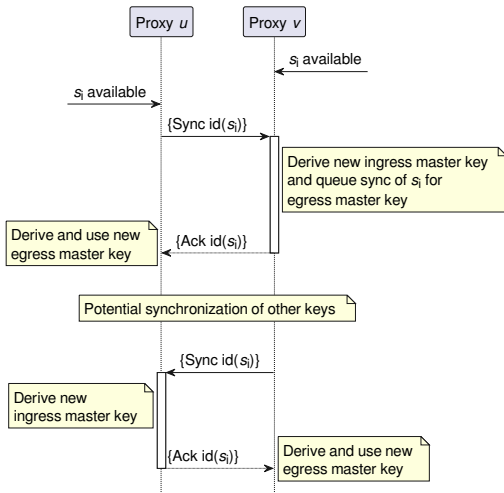


Figure 7: Synchronization of key s_i between proxies u and v in both directions. All messages are encrypted using the active master key, denoted by curly braces. Alongside $\text{id}(s_i)$, request and acknowledgment contain a proof of knowledge of s_i , e.g., a cryptographic hash value, not shown for brevity. Otherwise, failures within key sources could result in master keys being out of sync.

tection, to protect (asymmetric) private keys from temporary physical access by attackers. One option would be to also persistently store symmetric key material on this trust anchor. However, storage capacity on trust anchors is usually very limited, so this approach may not be suitable for storing keys for thousands of gateways. Another option is to encrypt keys using a static key encryption key (KEK) inside the trust anchor and persist their ciphertext on the gateway’s hard drive. However, the trust anchor might become a performance bottleneck if many keys need to be stored or loaded simultaneously. To avoid the bottleneck, the KEK could also be loaded into the main memory of the gateway. Unfortunately, this offers less security as the KEK is more likely to be leaked to attackers with temporary physical access.

An orthogonal approach is to only store corresponding *recovery keys*, avoiding to store the keys themselves. As one option, we suggest that for every shared key k_i , proxies u and v generate the same recovery key $r = h(k_i)$, using a cryptographic hash function h , and store r on their hard drive. In case either u or v have to restore keys, e.g., after a reboot, they both independently perform the following steps to recover their previous egress master key:

1. Proxy u initiates the recovery of his egress master key k_i by creating a nonce n_u and sends it to v , together with a temporary key ID of k_i .
2. Upon reception of n_u , v also creates a nonce n_v and uses the trust anchor to derive the recovered version $k'_i = \text{kdf}(r, n_u, n_v, u, v, g)$ of the key. For

this, r , n_u , n_v and the remote proxy ID u are passed to the trust anchor. Furthermore, the trust anchor internally (“baked-in”) incorporates the own proxy ID v and a static group key g into the key derivation. Consequently, even if attackers can send queries to the trust anchor of v , they may only use it to recover keys which belong to v .

3. The proxy v sends n_v to u , together with a proof of knowledge for k'_i to detect (byzantine) errors. Then, u also derives the recovered version k'_i and subsequently uses it to protect all packets to v .

Note that the use of nonces ensures that both proxies still have access to their trust anchor. Recovery of key material that has not yet been synchronized may be handled analogously during the normal key synchronization protocol. The advantage of this approach is that the trust anchor is only required for recovery after a reboot, but poses no performance bottleneck during normal operation. To implement security in depth, recovery keys may further be encrypted in memory using a KEK before being stored on the hard drive.

6 DISCUSSION

This section discusses the IKE proxy approach regarding the objectives defined in Sec. 3.

Entity Authentication If the combination of PQC and classical digital signature schemes implemented by the IKE daemon is secure, entity authentication is quantum-resistant because our design does not modify the IKE protocol. Furthermore, as soon as the proxy synchronizes at least one symmetric key that is unknown to the attacker, all following master keys provide authenticity: From this time on, an external attacker cannot exploit potential flaws in the used PQC signature scheme to impersonate u with respect to v or vice versa because the proxy would reject all packets that are not authenticated with the current master key. Replays may be detected based on the temporary key IDs because they may only be used once (see Sec. 5.2). Nevertheless, as long as a flawed signature algorithm is used, an attacker may be able to impersonate u or v with respect to a third gateway w to which u and v did not synchronize a key yet.

Confidentiality The confidentiality of client traffic is protected by the TEK derived by IKE, using a hybrid key exchange (PQC and classical). However, attackers could store IKE exchanges and client traffic now, in the hope that a flaw in the PQC algorithm is

found later, enabling them to break the TEK and decrypt the traffic. Fortunately, if IKE and the final TEK are protected by the proxy using a master key k_i that is not known to the attacker, the described “store now, decrypt later” attack is far more expensive. Because then, the attacker would also need to compromise all symmetric keys s_0, \dots, s_i that have been used by the proxy to derive k_i . The effort to compromise a key s_i depends on its source:

1. Using a static group key as s_0 forces the attacker to compromise at least one (arbitrary) gateway.
2. QKD keys s_i may be expected to be secure if adjacent QKD devices are not compromised and the classical channel has been securely authenticated once, e.g., using a PSK or PQC. Similar as discussed above (entity authentication), QKD is then able to securely generate fresh keys, even after a used PQC signature scheme becomes insecure.
3. Provisioning two proxies with a pairwise PSK s_i by a trustworthy person will require the attacker to compromise one of the adjacent gateways of an SA to still be successful.
4. Using MKR to derive s_i forces the attacker to not only store and decrypt IKE packets for a targeted SA between u and v , but also for many other SAs in the VPN. If some MKR paths are protected by additional means like QKD, and no gateway on a path is compromised, the security guarantees of that path also transfer to the SA between u and v .

If at least one key s_i is not compromised, all master keys k_j with $j \geq i$ are also not known to the attacker, see Fig. 6. Consequently, all client packets sent after an IKE rekey that is protected by k_j are also protected. Master keys themselves are protected from physical access by using a secure persistent storage as discussed in Sec. 5.5. Last, metadata required by the IKE proxy (especially peer IDs and their mapping to IP addresses) is protected by using temporary key IDs (Sec. 5.2) and during the greeting protocol (Sec. 5.3).

Data Integrity and Replay Protection Unauthorized manipulation or replay of client and key synchronization packets is detected if attackers do not know the used TEK. The TEK itself is protected by PQC exchanges within the IKE protocol and additionally by the master key of the proxy. Similar, IKE packets are protected by PQC and by the proxy.

Cryptographic Agility The IKE proxy can synchronize pairwise symmetric key material from arbitrary sources. Furthermore, the symmetric authenticated encryption scheme used to protect all IKE packets may easily be exchanged due to the algorithm ID

in the proxy header. Last, any modifications to IKE or its configuration are possible without changing the proxy. Moreover, alternative protocols with clearly separated control and data plane can be supported.

Scalability As the IKE proxy only uses symmetric cryptography, it poses no performance bottleneck for establishing/rekeying thousands of SAs. Furthermore, the memory and disk consumption of the proxy scales linearly with the total number of gateways in the VPN. This is because old key material from the various key sources and old master keys can and must be deleted after a successful key synchronization. Similar, stale entries in the mapping of IP address and port to peer ID can be deleted. Finally, only a constant number of temporary key IDs need to be stored for active master keys.

Robustness to DoS The IKE proxy does not pose a viable target for DoS attacks, because it only uses symmetric cryptography and only has to store a constant amount of information per remote gateway. Moreover, simple request/reply mechanisms (greeting and key synchronization protocol) allow no amplification attacks. The key synchronization protocol is further protected by an established SA and it checks to only synchronize key material which is identical at both sides. Consequently, attackers cannot force master keys to become out of sync, which would otherwise permanently block IKE.

Graceful Degradation Compromising the IKE proxy does not enable any attacks which are not also possible by compromising other components of a gateway, e.g., the IKE daemon.

Implementation Security The sleek design and the sole usage of symmetric cryptography allows for a small implementation of the IKE proxy, leading only to a small increase of the size of the trusted computing base. Further, if the master keys of a proxy are not known to the attacker, the attack surface via public channels is significantly reduced compared to an IKE daemon communicating without a proxy. A small implementation also facilitates formal security analyses.

7 CONCLUSION

In conclusion, implementing a transparent tunnel for IKE via our proposed IKE proxy design does not degrade any functional, non-functional, or security properties of existing VPNs. Instead, it implements

an additional line of defense (on top of PQC within the IKE protocol) against quantum attackers in a flexible way by combining symmetric keys from arbitrary key sources like pairwise PSKs, QKD, or MKR.

In future work, we plan more formal analyses of the correctness and security of our proposed protocols and their implementation. Furthermore, we study comfortable ways to automatically distribute pairwise PSKs, e.g., laptops of personnel acting as key carriers on business trips between VPN sites, and the implications for MKR. Last, to further reduce the overall complexity and attack surface of VPNs, we study the possibility to tunnel the classical channel of QKD devices via the co-located VPN gateway.

ACKNOWLEDGMENTS

This work is funded by dtec.bw – Digitalization and Technology Research Center of the Bundeswehr [project MuQuaNet]. dtec.bw is funded by the European Union - NextGenerationEU.

REFERENCES

- Bennett, C. H., Bernstein, E., Brassard, G., and Vazirani, U. (1997). Strengths and Weaknesses of Quantum Computing. *SIAM J. Comput.*, 26(5):1510–1523.
- Bennett, C. H. and Brassard, G. (2014). Quantum cryptography: Public key distribution and coin tossing. *Theoretical Computer Science*, 560:7–11.
- Beullens, W. (2022). Breaking Rainbow Takes a Weekend on a Laptop. In *Advances in Cryptology – CRYPTO 2022*, volume 13508, pages 464–479.
- Cao, Y., Zhao, Y., Wang, Q., Zhang, J., Ng, S., and Hanzo, L. (2022). The evolution of quantum key distribution networks: On the road to the qinternet. *IEEE Communications Surveys & Tutorials*, 24:839–894.
- Castrycck, W. and Decru, T. (2022). An efficient key recovery attack on SIDH (preliminary version). *Cryptology ePrint Archive, Paper 2022/975*.
- Deng, J. and Han, Y. (2008). Multipath Key Establishment for Wireless Sensor Networks Using Just-Enough Redundancy Transmission. *IEEE Trans. Dependable and Secure Comput.*, 5(3):177–190.
- Dolev, D. and Yao, A. (1983). On the security of public key protocols. *IEEE Trans. Inform. Theory*, 29(2):198–208.
- Ehlen, S., Hagemeyer, H., Hemmert, T., Kousidis, S., Lochter, M., Reinhardt, S., and Wunderer, T. (2022). Quantum-safe cryptography – fundamentals, current developments and recommendations. Technical report, Federal Office for Information Security (BSI). <https://www.bsi.bund.de/SharedDocs/Downloads/EN/BSI/Publications/Brochure/quantum-safe-cryptography.html?nn=916626>.
- Eschenauer, L. and Gligor, V. D. (2002). A key-management scheme for distributed sensor networks. In *Proceedings of the 9th ACM CCS*, pages 41–47.
- ETSI (2022). ETSI GS QKD 015 - Quantum key distribution (QKD); control interface for software defined networks. Group Specification Version 2.1.1.
- Fluhrer, S., Kampanakis, P., McGrew, D., and Smyslov, V. (2020). Mixing Preshared Keys in the Internet Key Exchange Protocol Version 2 (IKEv2) for Post-quantum Security. Technical report. <https://www.rfc-editor.org/rfc/rfc8784>.
- ITU-T (2019). Overview on networks supporting quantum key distribution. Recommendation ITU-T Y.3800.
- Kaufman, C., Hoffman, P., Nir, Y., Eronen, P., and Kivinen, T. (2014). Internet Key Exchange Protocol Version 2 (IKEv2). Technical report. <https://www.rfc-editor.org/rfc/rfc7296>.
- Kent, Stephen (2005). IP Encapsulating Security Payload (ESP). Technical report. <https://www.rfc-editor.org/rfc/rfc4303>.
- Lan, T., Lee, R., and Chiang, M. (2009). Multi-Path Key Establishment against REM Attacks in Wireless Ad Hoc Networks. In *Proceedings of the IEEE GLOBECOM 2009*, pages 1–8.
- Marksteiner, S. and Maurhart, O. (2015). A Protocol for Synchronizing Quantum-Derived Keys in IPsec and its Implementation. In *Proceedings of the 9th ICQNM*.
- Neuman, B. and Ts'o, T. (1994). Kerberos: An authentication service for computer networks. *IEEE Commun. Mag.*, 32(9):33–38.
- NIST (2022). PQC Standardization Process: Announcing Four Candidates to be Standardized, Plus Fourth Round Candidates. <https://csrc.nist.gov/News/2022/pqc-candidates-to-be-standardized-and-round-4>.
- Proos, J. and Zalka, C. (2003). Shor’s discrete logarithm quantum algorithm for elliptic curves. *Quantum Information and Computation*, 3(4):317–344.
- Rass, S. and König, S. (2011). Indirect eavesdropping in quantum networks. In *Proceedings of the 5th ICQNM*, pages 83–88.
- Rosberg, M. and Schaefer, G. (2011). A survey on automatic configuration of virtual private networks. *Computer Networks*, 55(8):1684–1699.
- Shor, P. W. (1997). Polynomial-Time Algorithms for Prime Factorization and Discrete Logarithms on a Quantum Computer. *SIAM J. Comput.*, 26(5):1484–1509.
- Smyslov, V. (2022a). Alternative Approach for Mixing Preshared Keys in IKEv2 for Post-quantum Security. Technical report. <https://www.rfc-editor.org/rfc/internet-drafts/draft-smyslov-ipsecme-ikev2-qr-alt-06.html>.
- Smyslov, V. (2022b). Intermediate Exchange in the Internet Key Exchange Protocol Version 2 (IKEv2). Technical report. <https://www.rfc-editor.org/rfc/rfc9242.html>.
- Welte, H. (2023). The netfilter.org “libnetfilter.queue” project. <https://www.netfilter.org/projects/libnetfilter-queue/>.
- Wootters, W. K. and Zurek, W. H. (1982). A single quantum cannot be cloned. *Nature*, 299(5886):802–803.