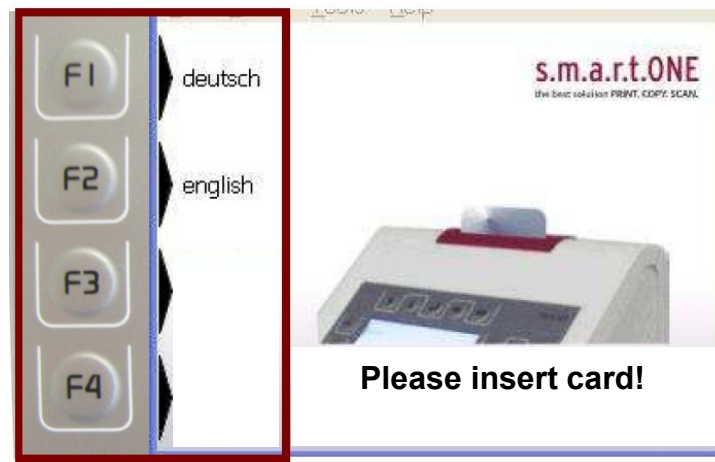



Login



- Slide the thoska-card into the card slot without pressure.



- Choose Print..
- The print jobs are displayed.




- For card returning press the <END>-button.

A minimum credit of € 0.50 is required.

Printing via „QPilot-Server“

- Please only use original programs for printing on the user's computer and no plugins in the browser.
- Operation runs only via thoska-terminal.
- Select [PRINT] mode.
- Use the arrow keys to select the



- The selected job will be deleted.



- Start printing job.



- The print jobs can be viewed via the QPilot-Server: <https://www.tu-ilmenau.de/qpilot>
- The print jobs will be deleted after 5 days!!!



Manual Printing via "QPilot-Sever"