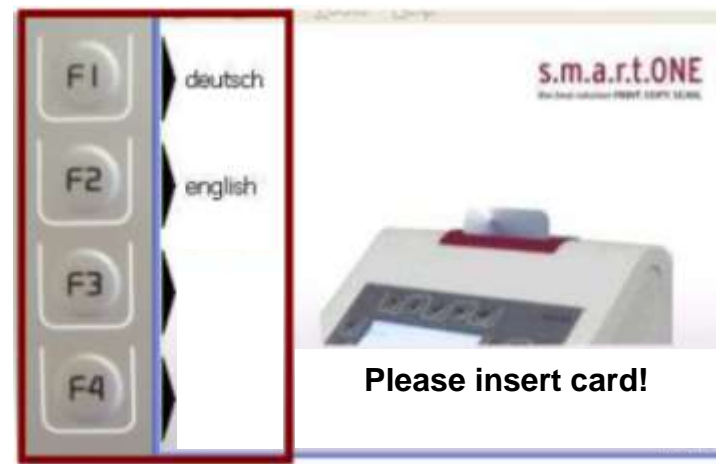



Login



- Slide the thoska-card into the card slot without pressure.



- Choose **Print..**
- The print jobs are displayed.



- For card returning press the **<END>**-button.


A minimum credit of € 0.50 is required.

Printing via „ICPrint-Server“

- Please only use original programs for printing on the user's computer and no plugins in the browser.
- Operation runs only via thoska-terminal.
- Select "**PRINT**" mode.
- Use the arrow keys to select the

- The selected job will be deleted.

- Start printing job.



- The print jobs can be viewed via the ICPrint-Server:
<https://qpilot.tu-ilmenau.de:1081>
- The print jobs are deleted after **2 days!!!**

**Manual
Printing via "ICPrint-Sever"**