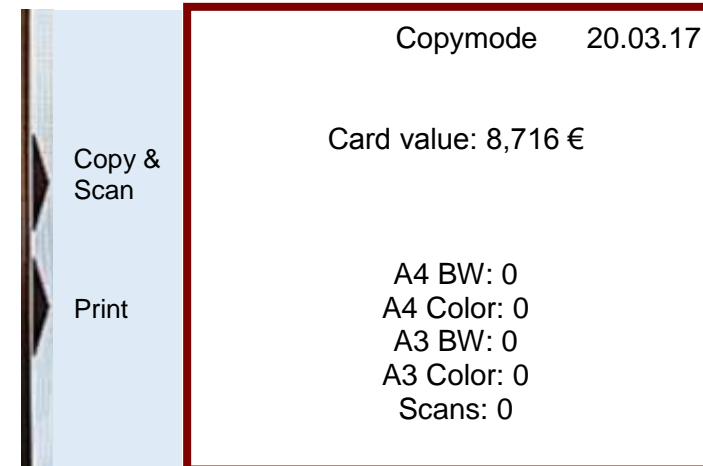
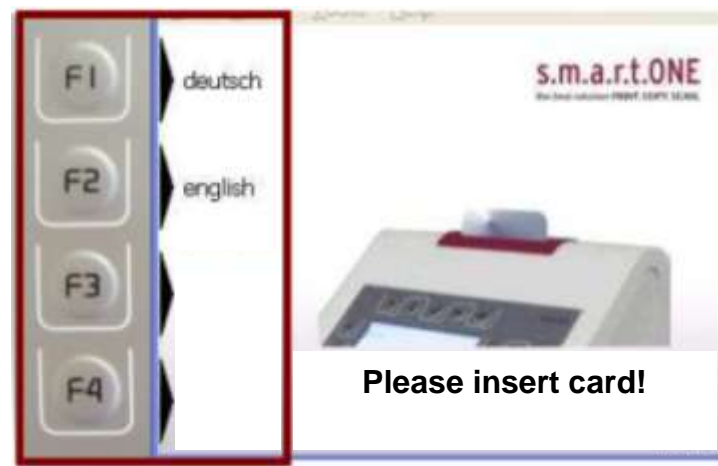


Login



A minimum credit of € 0.50 is required.

- Slide the thoska-card into the card slot without pressure.

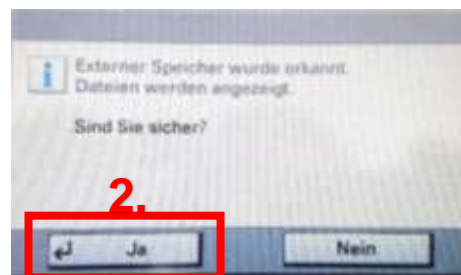
- Choose **Copy & Scan**.
- The card value is displayed.

- For card returning press the **<END>**-button.

USB-Scan (PDF, JPG, TIF, XPS)



1. Wait until window opens.
2. Choose „Ja“.
3. Choose „Datei speich.“.
 - Change settings.
4. Press the green **START**-button to start scanning.



USB-Print (JPG, PDF)



1. Wait until window opens.
2. Choose „Ja“.
3. Choose File and „Drucken“.
 - Change settings.
4. Press the green **START**-button to start printing.

