



Ilmenau Economics Discussion Papers, Vol. 25, No. 133

Drivers of Article Processing Charges in Open Access

Oliver Budzinski, Thomas Grebel, Jens Wolling, and Xijie Zhang

December 2019

Institute of Economics

Ehrenbergstraße 29

Ernst-Abbe-Zentrum

D-98 684 Ilmenau

Phone 03677/69-4030/-4032

Fax 03677/69-4203

<https://www.tu-ilmenau.de/wm/fakultaet/>

ISSN 0949-3859

Drivers of Article Processing Charges in Open Access

*Oliver Budzinski*¹ *Thomas Grebel*² *Jens Wolling*³ *Xijie Zhang*⁴

Abstract: Large publishing companies have been dominating scientific publishing for long, which leads to high subscription fees and inhibited access to scientific knowledge. At digital era, the opportunity of an unrestricted access appears feasible, because the cost of publishing should be low. It is no longer the readers and libraries to pay subscription fees, but scientific organizations and authors themselves who pay for the cost of having their article published. As the data shows, there is a tremendous variance of article processing charges (APC) across journals, which obviously cannot be explained by the costs. One of the explanatory variables could be reputation, but it only contributes less than 5% to the variance in APC. This study is meant to shed light on the various determinants of APC. Based on data from the OpenAPC Initiative, the Directory of Open Access Journals, the Journal Impact Factor and the Essential Science Indicators of Web of Science, we employ ANOVA and multivariate regressions. The results show that market power plays an important role to explain APCs, inter alia, through market concentration, market position of individual publishers (publisher size), and the choice of hybrid publishing model.

Keywords: open access, article processing charges, market power, market concentration

JEL Classification: D22, D40, D43, L11, L13

¹Professor of Economic Theory, Institute of Economics, Institute of Media and Mobile Communication, e-mail: oliver.budzinski@tu-ilmenau.de

²Professor of Economic Policy, Institute of Economics, e-mail: thomas.grebel@tu-ilmenau.de

³Professor of Empirical Media Research and Political Communication, Institute of Media and Communication Science, Institute of Media and Mobile Communication, e-mail: jens.wolling@tu-ilmenau.de

⁴Corresponding author: Junior Researcher of Economic Theory, Institute of Economics, Institute of Media and Mobile Communication, e-mail: xijie.zhang@tu-ilmenau.de

1 Introduction

With nearly 40% of profit margins of the most successful publishers, academic publishing is one of the most lucrative businesses (Delamothe & Smith, 2004; R. Smith, 2018), although their services are rather restricted to technical support in turning a scientific paper into a published article such as printing, binding and distributing the paper (Delamothe & Smith, 2004). The main part of the knowledge production value chain is provided by the research community itself. From the original submission to the eventual publication, a scientific manuscript usually undergoes a thorough quality control process involving research community members in three different roles: (i) as authors they document their research work in papers which they finally submit to an editor of an academic journal, (ii) as editors they screen the submitted article deciding on its eligibility to peer-review, and (iii) as reviewers, i. e. members of the research community who provide a quality judgement about the paper on which footing editors decide whether to reject, to publish, or to let authors revise and resubmit their research work. More often than not, papers undergo several rounds of a time-consuming revise-and-resubmit cycle before their paper eventually gets accepted (Heinemann, 2015). Once accepted, the paper is proof-read, lay-outed, and finalized for publication, namely a process in which again community members are involved.

That no monetary remuneration is paid to the actual suppliers of productive services, is a specificity to academia. Researchers participate in the peer-review process not for money, but for the best of science (T. C. Bergstrom, 2001; Freda, Kearney, Baggs, Broome & Dougherty, 2009; R. Smith, 2018; Wellington & Nixon, 2005) and their reputation. Whether being a researcher publishing in a reputable journal, an editor, or a reviewer of a renowned journal, any academic achievement in this respect will help improve one's reputation (Dasgupta & David, 1994). On the other hand, the research community has to pay for accessing publications. Usually, it is university libraries which make corresponding arrangements, so that researchers do not pay directly. Researchers may not even be aware of the total amount of subscription fees paid by their local library. They tend to be more interested in the reputation of respective academic journals than actual costs involved in publishing. In other words, publishers and researchers do not compete on equal grounds. Publishers seek for monetary profits, researchers for reputation (Grebel, 2011). Despite that there is little doubt that reputation is a common denominator, the design of the

academic publishing market give reasons to believe that publishers set prices above the marginal returns in reputation to researchers. One indication corroborating this hypothesis is the situation at university libraries. Libraries complain that most journal subscriptions refer to few big publishers. They indicate that 50% of their budget is consumed by 10% of the journal titles they have in their inventory (Bensman, 2011).

At the advent of digitization, however, publishers run the risk of losing ground in their business. Apart from the fact that the academic supply chain has basically always been in the hands of research communities themselves, digitization has now opened up new ways of publishing. The process of publication has become less complicated and more efficient. Accessing print copies has become obsolete, marketing and distributing articles across the world is now possible at almost zero marginal cost (Armstrong, 2015). It seems inevitable that the time has come for established publishers to lose ground. Open access journals should gradually oust traditional publishers, subscription prices should fall.

However, none of that has happened ever since. Despite the significantly lowered printing, binding and circulation costs in the digital era (Armstrong, 2015), subscription prices do not fall. In fact, it is the other way round, they have been growing in recent years. Likewise, the Open Access (OA) business model intended to fight high subscription fees (McCabe & Snyder, 2005) has not kept up to its promise.

As more and more OA journals enter the market, offering a possibly promising alternative, established publishers do not remain inactive. They respond with own OA strategies offering open access to at least some of their articles, a business model which has become known as the so-called hybrid OA model. With this hybrid OA model, established publishers try to fight the competitive pressure of so-called “gold OA” journals, i. e. journals which exclusively offer open access. In both models APC are charged⁵, i. e. a price for publishing an article. Given the assumption that the cost-reducing effect of digitization together with the emergence of new gold-OA journals has increased competitive pressure among publishers, the price of publishing open access, i. e. the APC, should have rather fallen than increased. To date, a decrease in APC has not yet been observed. Conversely, it seems as

⁵There is a considerable amount of gold open access journals, the publishing with which are free of any charges. As our research interest is to understand what constitutes APC, the free gold journals are not discussed in this study.

if hybrid journals may even manage to increase their APC. APC vary substantially among the different OA-types and the pricing structure remains quite obscure.

Against this background, the aim of this paper is to examine the driving factors of APC. We do not claim to evaluate the efficiency of some OA model rather than to quantify their differences in APC. We calculate various descriptive statistics, perform an ANOVA, and a linear regression model to decompose APC according to its drivers. The data we use originates from the Bielefeld University Library project *OpenAPC Initiative*, which releases a repository of APC information, the Directory of Open Access Journals (*DOAJ*), the Journal Citation Reports (*JCR*) Journal Impact Factor database from Web of Science, and the Essential Science Indicators (*ESI*) database, which stems also from the Web of Science. Our results suggest that, *ceteris paribus*, journal reputation, the market power of publishers, and the market concentration of disciplines show a significantly positive correlation with APC. Most strikingly, we identify a surcharge of 1,294 \$, more than one third of average APC, which traditional publishers can impose on their APC. The results support the hypothesis that market power plays a large role in setting APC.

The paper is organized as in the following: The second section reviews the existing literature on APC. The third section summarizes the arguments from industrial organization theories and communication theories and proposes the hypotheses in this paper. The fourth section presents the data we employ and introduces the methods used. In the fifth section, we present the results of our descriptive and analytical analyses. The final section discusses the results, compares them to previous studies, reflects on the limitations of the present study, and offers some concluding remarks.

2 Building up Article Processing Charge

Current studies focus on three perspectives, i.e. journal reputation, publisher size, and disciplines. Journal reputation, journal impact, and quality are often used interchangeably in the literature. They employ quantitative analyses with sample size ranging from around 100 to 2,000 journals. Most of the studies apply descriptive statistics and compare means, accompanied with scatter plots and histograms, while some also use correlation analyses (Bjoerk & Solomon, 2014, 2015; Hagenhoff, Blumenstiel & Ortelbach, 2008; Pinfield, Salter

& Bath, 2016, 2017; Romeu et al., 2014; Solomon & Bjoerk, 2012a, 2012b; Wang, Liu & Fang, 2015; Yuen, Muquit & Whitfield, 2018). More sophisticated data analyses are conducted by M. Smith et al. (2016) and Schoenfelder (2018). M. Smith et al. (2016) applies univariate regression without controls, whereas Schoenfelder (2018) conducts a multivariate regression analysis, including journal quality, open access types, big publishers, and disciplines. In order to define big publishers, Schoenfelder (2018) assumes that the six most frequent publishers in her dataset, represent the big and traditional publishers. In order to study disciplines, Schoenfelder (2018) classifies the journals into four subject fields and tests them as dichotomous variables. However, no explanation is given about the used classification rules.

Journal impact, quality and reputation share similar definitions and measurement. M. Smith et al. (2016) and Schoenfelder (2018) measure journal reputation and quality with journal impact factor. Solomon and Bjoerk (2012b), Bjoerk and Solomon (2015), Pinfield et al. (2017) and define journal quality as journal impact. Solomon and Bjoerk (2012a), Yuen et al. (2018), Romeu et al. (2014), Bjoerk and Solomon (2014) and Wang et al. (2015) study journal impact directly. Most of them employ the Journal Impact Factor (JIF) from Citation Reports (*JCR*) Web of Science (Romeu et al., 2014; Solomon & Bjoerk, 2012b; Wang et al., 2015). Pinfield et al. (2017) adopt the Field-Weighted Citation Index (FWCI) derived from Scopus. Solomon and Bjoerk (2012a) apply two impact factors, namely JIF from Web of Science and SCImago Journal and Country Rank (SJR) from Scopus. Bjoerk and Solomon (2014, 2015), M. Smith et al. (2016) and Schoenfelder (2018) use Source Normalized Impact per Paper (SNIPs) basing on Scopus data. Yuen et al. (2018) compare the correlation between APC and six indexes of journal impact, which are two H-indexes (one based on Scopus database and the other based on Google Scholar database), Scopus SJR, Eigenfactor, Article Influence Score (AIS), and JIF from *JCR*. In all studies, irrespective of the different indicators employed, journal impact is shown to have a positive relationship with APC, while Romeu et al. (2014) claim that there is no correlation between journal impact and APC of hybrid OA journals in physics. In addition, JIF, SJR and AIS correlate strongly with each other (Yuen et al., 2018).

Obviously most big publishers are traditional subscription publishers, but they are not identical. However, they are frequently mentioned together and the difference between the two have been barely investigated. In the studies of Pinfield et al. (2016, 2017),

top 10 publishers which have received the most APC in the data contributed by UK higher education institutions are listed, and it is clear that most spots are occupied by traditional subscription publishers. Pinfield et al. (2016) list the amount of APC spent by the institutions with each publisher. Among the top 10 publishers with the most number of payments, five of which with the highest mean APC are traditional publishers. By grouping the publishers from *DOAJ* into different types and different sizes, Solomon and Bjoerk (2012a) demonstrate that big publishers tend to charge higher APC. Bjoerk and Solomon (2014) break down the full OA journals into different APC price ranges and explicate that journals belonging to the traditional subscription publishers charge more than the full OA ones which only come to exist since the digital age. By including six big and traditional publishers as dummies in a regression analysis, Schoenfelder (2018) shows the coefficients of most big, traditional and for-profit publishers are significantly positive, implying that they charge higher article processing prices.

The connection between APC and disciplines are studied from different perspectives in the literature. However, most of them did not explain which guideline is used to categorize the disciplines into bigger subject fields. Solomon and Bjoerk (2012a) classify the journals and articles into six subject fields and compare the average APC. They assume that disciplines display more APC expenditure and higher average APC, if there is more grant funding available in those disciplines (Solomon & Bjoerk, 2012a). Solomon and Bjoerk (2012b) categorize the journal APC into seven discipline clusters and, for each cluster, the share of different funding sources are listed. It is shown that disciplines enjoying a higher share from grant and institutional funding charge higher APC (Solomon & Bjoerk, 2012b). Hagenhoff et al. (2008) apply the discipline categorization of *JCR* to the data from Ulrich's International Periodicals Directory and Web of Science. Then they descriptively compare average fee per article of different disciplines and find that publication fee varies across disciplines with circulation cost (Hagenhoff et al., 2008).

In comparison to the available literature, from theoretical point of view, our paper brings in the perspectives which have been ignored before by shedding light on the market power of publishers, the market concentration of disciplines, the age of publishers, and the interaction between market power and publisher age as the determining factors of APC. This study will be the first of its kind to take the intensity of market competition within disciplines into account. Our study also advances the methodologies by exploiting a bigger sample,

which combines several different datasets, and applying more sophisticated econometric methods.

3 Theoretical Background

In order to understand how publishers' business works, it is necessary to understand why scientific organizations and scientists supply the fruits of their labor without charging publishers and why they are even willing to pay journals for publishing their papers. The main reason for this phenomenon is the desire and the need of scientists and scientific organizations to obtain reputation. Scientific reputation is the substantial reward for their work. Scientific reputation is a concept that is applicable to both individuals (researchers) and institutions (e.g. universities and journals) (Eisenegger, 2005). The formation of personal and institutional reputation is closely link to each other and also depends on each other. The institutional reputation of a scientific organization is a source for personal reputation of its members and the same is true for the reputation of a scientific journal, which supports the acquisition of personal reputation of its authors. For instance, rankings based on journal reputation (however measured) provide an important career mechanism for scientists. Therefore, scientists experience strong incentives to work in respected universities and publish in journals with high reputations.

In return, the institutional reputation of a university or a journal is the result of the individual reputation of its members and contributors. If recognized scientists are editors and reviewers of a journal and established scientists publish their work in a journal, the reputation of this journal will increase. It is this reciprocal process that affirms the structures and the logic of the system. A theoretical perspective explaining these phenomena combines modern sociology of action with aspects from system theories (inter alia, Esser, 1999; Giddens, 1997; Schimank, 2000). These theories explain how structures arise and are developed by individual actions and how the same structures in return shape the actions of the individuals who created the structures.

Eventually, it is reasonable for researchers with limited time resources to prefer articles from prestigious journals when they search for relevant information because there is a probability that these journals provide articles of excellent scientific quality. Hence, it seems logical that

such journals attract more readers to their papers and, as a result, the papers published there will become more frequently cited. Consequently, the number of researchers who try to publish their work in a reputable journal will increase. If the number of submissions increases, the journal can and must be stricter in evaluating the articles and the probability that the quality of the selected ones will be outstanding grows, further enhancing the journal's reputation. Subsequently, the number of submissions will increase. Selectivity will rise and so on. This illustrates how the Mathew effect intensifies inequalities between the journals and why under normal conditions reputation is self-reinforcing (Dasgupta & David, 1994; Irmer, 2011; Merton, 1968).

Quantitative measurable factors of reputation, such as number and outlets of publications, number of citations, prizes received, the affiliated academic department or the reputation of his/her coauthors, are all signals tied to the author (Van Dalen & Henkens, 2005). However, reputation refers to the entire personality of a scientist. Bourne and Barbour (2011) list characteristics of appropriate conduct that help to build and maintain scientific reputation, including, *inter alia*, honesty, respect, kindness, responsibility, fairness, scientific accuracy, accountability, and fidelity. In the case of journal reputation, similar criteria might be relevant. Journal reputation may decrease if the quality and accuracy of the reviews are low, when decisions of the editorial board are perceived to be unfair, when the responsiveness of the journal is slow, or when the treatment of submitters by editors or reviewers is impolite. Even though these qualitative dimensions of reputation are notorious difficult to measure, ignoring these qualities might lead to inappropriate estimates of the reputation. Nevertheless, if these soft elements of reputation are effective, they should – at least in the long run – affect the hard dimensions accordingly. If a journal fails to accomplish the soft criteria, scientists – and especially the ones with a high reputation – will look for other journals to publish their papers. Furthermore, if scientists with a high reputation do not deliver their papers any longer, the quality of published papers will decrease, eventually affecting citations and impact. Consequently, a downward spiral of the reputation of a journal might be observed – if the reputation mechanism on the soft dimensions actually works.

Altogether, higher reputation means greater value for authors, and therefore, higher demand accompanied with higher willingness to pay for APC by the authors and sponsoring institutes (Dewatripont, Ginsburgh, Legros & Walckiers, 2007; Harvie, Lightfoot, Lilley &

Weir, 2013; McCabe, 2000, 2002). This leads to our first hypothesis:

Hypothesis 1. *The higher the journal reputation, the higher the APC.*

As already stated in the introduction, journals from some publishers are capable of imposing a surcharge without offering corresponding reputation (Bjoerk & Solomon, 2014; Pinfield et al., 2016; Romeu et al., 2014). Behind APC, there are still other unexplained factors.

The prices of subscription fees keep growing despite decreasing costs due to digitization (McCabe & Snyder, 2005). Furthermore, subscription fees for journals of for-profit commercial publishers are significantly higher than those fees for journals from non-profit journals. Moreover, the price increase of the former has been approximately twenty fold during the last three decades, whereas the price increase of the latter has “only” been eight fold in the same period of time (T. C. Bergstrom, 2001; McCabe and Snyder, 2018, p. 301-302, 332-334). Notably, this development has only been reported for subscription fees (targeting readers) and not for submission fees (targeting authors). If subscription prices of non-profit journals may serve as a proxy for journal costs, these price differences can be interpreted as demonstrating a considerable and significantly increasing markup (McCabe & Snyder, 2018).

In economics, supracompetitive rents (i.e. profits exceeding those that could be earned in a competitive market) rest on market power. With effective competition, profitable price increases are limited by (i) the reaction of competitors, undercutting the price and drawing consumers away from the price-increasing company, and (ii) the reaction of consumers, stopping consumption of the good because of price increases (i.e. choosing the outside option). The market for academic publishing displays favorable conditions for exercising market power regarding both restrictions: (i) Somewhat simplifying the first restriction depends on market concentration, i.e. the existence of competitors with a similar size, similar capacities and innovative competences. Thus, it is not surprising, as reported in the literature, that publishers tend to charge higher subscription prices if market concentration is higher (Harvie et al., 2013) or when possessing bigger portfolios of journal titles across multiple disciplines, for instance following mergers among academic publishers (Jeon & Menicucci, 2006; McCabe, 2000; McCabe et al., 2004; Solomon & Bjoerk, 2012a). Gener-

ally, the market for academic publishing faced considerable concentration tendencies during the last decades (Edlin & Rubinfeld, 2004, 2005; Larivière, Haustein & Mongeon, 2015; Pinfield et al., 2016) (ii) The probability of customers choosing the outside option can be described by the price elasticity of demand. In the case of the market for academic publishing, subscriptions typically yield from institutional subscribers like, in particular, libraries and academic institutes. These customers typically display a relatively inelastic demand for journal subscriptions, which offers an advantageous condition for big publishers to exercise their market power (McCabe, 2000).

A further factor reinforcing market power vis-à-vis institutional subscribers are bundling strategies employed by the oligopolistic publishers. Publishers bundle fast-selling and slow-selling journals as well as print and electronic versions of the same journals. They offer their journal title only within the bundles (and not separately) and compile bundles specifically for individual institutional customers (like libraries). On the one hand, this allows the publishers to profitably exploit their market power as each library is forced to pay for unattractive titles (for their readers) along with getting access to attractive titles (forced bundling or tying) – as well as being forced to buy print copies along with online access. On the other hand, this practice creates (strategic) entry barriers against newcomers in academic publishing as it seeks to fully exploit the demand capacities of the institutional customers (Delamothe & Smith, 2004; Nevo, Rubinfeld & McCabe, 2005). As such, the bundling practices are both an expression of market power and a reinforcing factor for generating more market power. While market power is acknowledged by many studies of the market for academic publishing (inter alia, T. C. Bergstrom and Bergstrom, 2004; G. A. Chressanthi and Chressanthi, 1993; Edlin and Rubinfeld, 2004, 2005; Nevo et al., 2005; Phillips and Phillips, 2002), the variations of market power among the publishers depending on their size and portfolio is mostly neglected in the theoretical literature. In oligopolistic markets with heterogeneous firms (e.g. size, portfolio) and goods (e.g. discipline, (perceived) quality, etc.), market power may occur in different strengths among the oligopolists (and not of just one dominating company like in homogeneous markets). Thus, next to the overall existence of market power driving up subscription prices through bargaining power vis-à-vis institutional customers like libraries, this market power will differ among publishers. Depending inter alia on their size, some publishers will enjoy higher market power and enforce higher markups than other

publishers, so that prices are supracompetitive but differ between the publishers. There is not one single price in the market.

Open access changes the game in the sense that now the reader (directly and, more often, indirectly through libraries, etc.) is no longer charged (zero subscription prices). Instead, authors pay an APC. While authors do also face a higher concentration on the publisher level as more and more academic journals belong to the same narrow oligopoly of publishers, this may not directly cause publishers to raise submission fees. This may be due to asymmetric indirect network effects if publishers of academic journals are viewed as being a two-sided platform between readers and authors⁶ (Armstrong, 2015; Jeon & Rochet, 2010; McCabe & Snyder, 2007, 2018), i.e. more accessible papers in academic journals benefit subscribers (or readers) in a stronger way than more subscribers (= more potential readers) benefit authors⁷. Moreover, authors may react more price-elastic to submission fees than subscribers to subscription fees. However, open access does jeopardize the market power rents for big and commercial academic publishers from exploitative subscription bundles. Consequently, the powerful publishers experience incentives to strive for maintaining their profitable business model either by blocking open access options or, if this proves to be impossible politically, by charging high APC (Morrison, Salhab, Calve-Genest & Horava, 2015; Pinfield et al., 2016, 2017), with a so-called hybrid-OA strategy, which is mostly offered by established publishers. This strategy serves two purposes: keeping authors with lower willingness-to-pay for open access in the old business model (Collins, 2005) and extracting supracompetitive rents from those who strongly prefer open access (McCabe & Snyder, 2005, 2007)⁸. Hence, hybrid-OA strategy is an instrument used by established publishers to maintain their profit, which can also be considered as an indicator of market power. If publishers follow these incentives, bigger publishers (with more market power through bigger bundles of journals) can be expected to charge higher APC than smaller publishers because the incentive to delay the open access innovation should be particularly strong (since they have more to lose), and a big amount of surcharge

⁶For general overviews on the economics of platforms/two-sided markets see, inter alia, Rochet and Tirole (2006), Haucap and Stühmeier (2016), Budzinski and Kuchinke (2019).

⁷Reasons for such asymmetric effects may be that the connection of subscribers (potential readers), actual readers and citations (the latter being more important for authors than the former) is rather weak (Armstrong, 2015) and/or that authors care more about the quality signal of publishing in a high-ranked journal than about readership volume.

⁸Authors will differ in their preference for open access publishing.

should be observed with hybrid model. This theoretical consideration leads to hypothesis 2:

Hypothesis 2. *The greater publishers' market power along with a hybrid strategy, the higher the APC.*

Another possible explanation of differences in APC may be that publishers also enjoy market power towards authors. A major difference, however, is that publishers cannot sell cross-disciplinary bundles to authors. Instead, single journals compete for authors within disciplinary sub-markets, i.e. a micro-biologist will choose among academic journals in micro-biology and economists among those within economics. Therefore, market power vis-à-vis authors is not determined by the overall portfolio of the publisher. Instead, the concentration in the disciplinary submarket matters. The possibility to find close substitutes to a given journal from an author's perspective varies from discipline to discipline, creating significant differences in profit margins across disciplines (Dewatripont et al., 2007). If an author can easily switch to another journal, which is a close substitute, and submit her paper there, then publishers cannot raise APC as much as if an author has no choice but to submit to a specific journal. First, the size of the submarket matters, i.e. how many journals are available in it. Second, market concentration plays a crucial role, i.e. how many of the journals belong to the same publisher. If an author can realistically submit to five journals belonging to the same publisher, then this publisher enjoys considerable market power. Third, the submarkets are heterogeneous as well, i.e. the degree of closeness of substitutes differs between journals. According to modern oligopoly theory this implies that market power rents may already exist if a publisher in such a submarket owns a pair of journals that are particularly close substitutes (unilateral oligopoly effects). Accordingly, mergers of publishers may raise APC if this combines journals that are particularly close substitutes in any disciplinary submarket under the same ownership. Thus, we derive our hypothesis 3:

Hypothesis 3. *In disciplines where the market is more concentrated, average APC are higher.*

Academic publishing is a business with long and strong traditions and, consequently, any change of traditional business models faces considerable status-quo preferences and, thus, skepticism (Collins, 2005; Hunter, 2005; Oppenheim, 2008; Resnick & Belluz, 2019; Suber, 2003). Many of the journals from traditional publishers, which used to base their business model on the subscription model, are offering hybrid OA options to authors (Laakso et al., 2011; Morrison et al., 2015). Being rooted in the subscription model and accustomed to its lucrative profits, the OA process may be viewed to be endangering the foundations of the business of academic publishers (Storbeck, 2018; Suber, 2003; Van Noorden, 2012), especially by the more traditional publishers – and irrespective of market power. Traditional publishers, then, would be particularly reluctant to embrace new models like OA and would prefer to continue with the status quo. As a consequence, their OA pricing strategies may be influenced by making the OA option not too attractive for authors in order to delay the change, which is perhaps perceived to be unavoidable, as much as possible (Collins, 2005). Similar modes of behavior by publishers have been observed in the market for printed books versus e-books (Budzinski & Koehler, 2015). If status quo biases determine APC, then traditional publishers should charge higher APC than younger, less traditional publishers, beyond any exercising of market power. Therefore, our hypothesis 4 reads:

Hypothesis 4. *The Older, the more traditional the publishers, the higher APC they levy.*

4 Data and Methods

4.1 Data Processing

In order to test the hypotheses, we need data of APC, publisher market power, OA type (gold or hybrid), publisher age, discipline market concentration and journal reputation. Information of publisher profit type (for-profit or nonprofit) was also collected. In total, We include four types of data and six datasets, which are OA journal data, JIF data, data of disciplines and data of publishers: (1) the *OpenAPC Initiative*, (2) the Directory of Open

Access Journals (*DOAJ*), (3) the *JCR* JIF database, (4) the Essential Science Indicators (*ESI*) database, (5) the Top 50 Revenue List of publishers, and (6) publisher foundation year and profit type.

The *OpenAPC Initiative* was established as an open source project by the University library of Bielefeld, funded by the German Research Foundation and the Federal Ministry of Education Research. It offers information on 55,791 articles of all kinds, which stem from OA (hybrid, gold, and others) journals from 2005 to 2018 and were contributed by 190 institutes. *DOAJ* is an online directory where full open access (gold) journals are indexed (<https://doaj.org/>). It contains cross-sectional data of 12,159 journals. Both *OpenAPC Initiative* and *DOAJ* databases were downloaded in 2018. Both of the databases comprise information on APC, OA type of journals, and the publishers. We combined these two OA datasets. Since the *DOAJ* data is cross-sectional and *OpenAPC Initiative* additionally contains data from 2005 to 2017, we use the mean APC of each journal across the 13-year time span in order to combine the two datasets. There is a considerable amount of information with inconsistencies, due to mergers, acquisitions and co-operations among publishers and journals, as well as typos. We manually corrected the information according to the information available on the homepages of the publishers/journals and news announcements. As the combined database is cross-sectional, we only consider the most updated publisher for each title. Since APC information comes in different local currencies, all APC indicators have been converted to US Dollar using Purchasing Power Parity (*PPP*) of 2017 from the Organization Economic Co-operation and Development (*OECD*). We dropped 128 journals from 15 countries in the *DOAJ* data, because their *PPP* could not be retrieved.

Since the soft elements of reputation affect the hard dimension in the long run, we rely mainly on JIF as the proxy for journal reputation. The *JCR* JIF database has two editions, the Social Science Citation Index (*SSCI*), which concerns mainly social science disciplines, and the Science Citation Index Expanded (*SCIE*), which mostly refers to Natural Science disciplines. We combine both editions in this paper. The database offers longitudinal information from 2005 to 2017 on the journal level, which contains the *JCR* JIF and citation counts of each title. Across this time span, it has 135,839 data entries. The dataset is merged with the combined OA database. As *JCR* JIF database only provides data until 2017, we excluded the journals of year 2018 from the dataset. As it provides panel data from 2005 to 2017, we averaged the JIF score over the 13 available years in order to merge

them with the cross-sectional OA journal data. Since we can only use the journal titles that exist both in the OA dataset and in the *JCR* JIF database, a high number of titles were excluded.

To classify disciplines, we use the classification of the (*ESI*) (<https://clarivate.libguides.com/esi>) provided by Clarivate Analytics.⁹ This allows us to categorize the journals into 22 research disciplines. For multidisciplinary journals, they are classified based on the dominant subject of the citations and references on the article level. A paper is classified as multidisciplinary, only when no predominant discipline can be ascertained after two rounds of allocation.¹⁰ Besides the collection of the journals, the dataset offers the total citation counts of each discipline. Like Dewatripont et al. (2007), citation share of the publisher in its discipline is constructed as the firm-level market share. Then we use the Herfindahl-Hirschman Index (*HHI*) calculated with publishers' citation share to measure the discipline market concentration, i.e. the *HHI* of a discipline is the sum of the square of each publisher's citation share of the discipline. It ranges from 0 to 1, with 0 as no market concentration and 1 as perfect concentration.

The Top 50 Revenue List of publishers in 2017 is retrieved from Publisher Weekly, a list of publisher revenue ranking.¹¹ Overall, there are 297 publishers in our resulting dataset, of which eight are among the top 50 publishers. The latter account for more than 60% of the total number of citations. Hence, these eight publishers are publishers with market power, which we will call "big publisher" hereafter. Information about the year of establishment and profit type (for-profit or non-profit) of publishers, we collected manually from publisher homepages. Publisher age is calculated as the difference between 2017 and the founding year. After merging the six datasets, we eventually end up with 22 disciplines and a total of 3,889 journals.

Despite the difficulties and the caveats with using data from six different sources, our final database is unique. While most of the existing studies employed OA data from only one source, we include datasets of *DOAJ* and *OpenAPC Initiative*, which can overcome systematic biases of data collection and sampling. At the same time, it can cover the two major

⁹Previously known as Thompson Reuters Intellectual Property & Science.
<http://www.bpeasia.com/news/161003-thomson-reuters>

¹⁰For more details, please see: <http://archive.sciencewatch.com/about/met/>; <https://clarivate.libguides.com/esi>

¹¹<https://www.publishersweekly.com/pw/by-topic/industry-news/publisher-news/article/78036-pearson-is-still-the-world-s-largest-publisher.html>

types of OA journals, gold and hybrid. Merging OA journal data with four other databases provides us with the possibilities of analyzing various factors, including JIF, discipline market concentration, publisher market power, OA type and publisher age. It is worth noting that our data do not contain any so-called "predatory journals",¹² as *DOAJ* strictly scrutinizes their repository regarding this aspect. Predatory journals are also not included in the Web of Science.

4.2 Methods

The data analysis is conducted with Stata. First, we present the descriptive statistics of all variables, namely APC, big publisher, publisher age, HHI, JIF, hybrid (when the journal is a hybrid journal) and profit (when the publisher is a for-profit publisher). Second, histograms of the share of journals in each discipline, and of different publishers are presented, followed by the bar graph of HHI of all disciplines. Then, we discuss the three-way tables of APC and JIF, as well as APC and publisher age. In the end, a correlation analysis is implemented, followed by multivariate OLS regression with APC as the dependent variable.

5 Results

Descriptive Statistics

TABLE 1
Descriptive statistics.

	Obs	Mean	Std.Dev	Min	Max
APC	3,889	2,723	1,131	15	7,198
JIF	3,889	2.85	2.67	0.07	36.77
Publisher age	3,868	155.5	83.26	0	499
HHI	3,889	0.09	0.05	0.02	0.21
Big publisher	3,889	71%	45%	0	1
Hybrid	3,889	77%	42%	0	1
Profit	3,889	81%	40%	0	1

¹²On the concepts and issues of predatory journals see (Beall, 2012, 2016; Moher & Moher, 2016)

Table 1 shows the summary statistics of the variables. APC, JIF, publisher age and HHI are continual variables, while big publisher, hybrid and profit are binary variables. The variable publisher age contains 21 observations less than the rest, because the foundation years of 21 small publishers could not be found online. The difference in age among publishers is quite large, the youngest publisher was founded in 2017, the oldest in 1518. The standard deviation is almost 85 years. In theory, HHI can range from 0 to 1 with 1 as a perfectly concentrated market and 0 for a perfectly competitive market. In this case, the maximum value reaches 0.21, which indicates that there is at least one discipline which faces competitive issues. 71% of the journals are from big publishers, while 77% are hybrid OA titles.

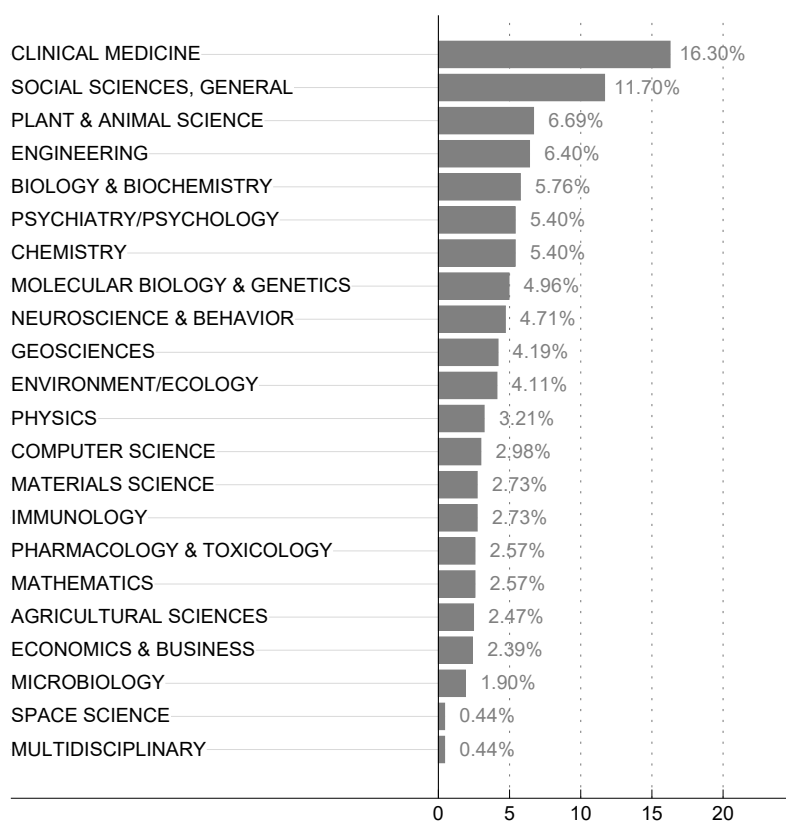


FIG. 1. Share of journals in all disciplines.

The number of titles in disciplines varies from 17 to 633. Among the 22 *ESI* disciplines, 16% of journals belong to Clinical Medicine, distinguishing it from the other disciplines (see Figure 1). The category of Social Sciences accounts for almost 12%, making it the second biggest discipline. Multidisciplinary and Space Science have the least amount of journals, which are only 0.4%. For the Multidisciplinary category, this is due to the classification principle of *ESI*. *ESI* classification tries to code each journal into a single discipline other

than Multidisciplinary. Except these four subject fields, the titles distribute rather evenly among the rest 18 categories.

The share of journal titles of different publishers are displayed by Figure 2. In the dataset, Elsevier appears most frequently with 24% of the titles. Springer has the second most share with 18%. Wiley is the third with 14%, which is followed by Informa with 9%. The market share of the following three publishers is considerably lower: Cambridge University Press and Wolters Kluwer are around 1%, while Georg Thieme Verlag is only 0.05%. There is still a considerable amount of journals from the smaller publishers, in total 29%.

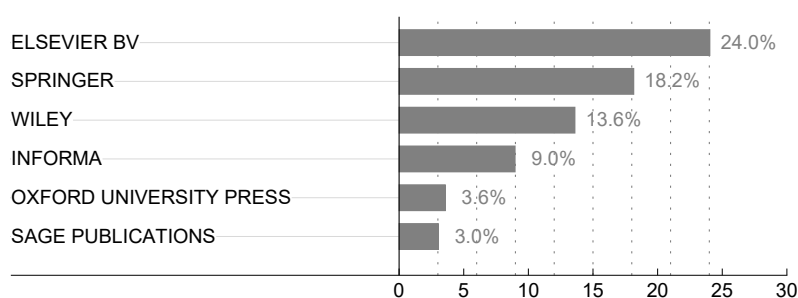


FIG. 2. Share of journals of different publishers.

The HHI of disciplines varies from 0.02 to 0.21, from low to moderately concentrated. Among the top three most concentrated disciplines in our data, namely Multidisciplinary, Chemistry and Space Science (depicted in Figure 3), Multidisciplinary and Space Science have the fewest journals and fewest publishers. Multidisciplinary has only 17 journals, corresponding to 10 publishers, the HHI of which is 0.21. Space Science with the HHI of 0.17 contains 17 journals and 9 publishers. The HHI of Chemistry is 0.18, which consists of 210 journals and 21 publishers. Most of the disciplines have a moderate HHI, ranging from 0.1 to 0.18. The two least concentrated disciplines are Social Sciences and Economics and Business¹³, with an HHI of 0.03 and 0.02, respectively. Social Sciences comprise 454 journals from 44 publishers, while Economics and Business has 93 journals from 13 publishers.

In the next step, we decompose the data into several groups, as reported by Table 2. Taking quartiles of JIF and classifying publishers in big and other publishers renders eight groups.¹⁴

¹³Categories named according to Essential Science Indicators Web of Science.

¹⁴Quartiles of JIF are 1.40, 2.22, and 3.37, which partitions four groups: low, medium low, medium high, high.

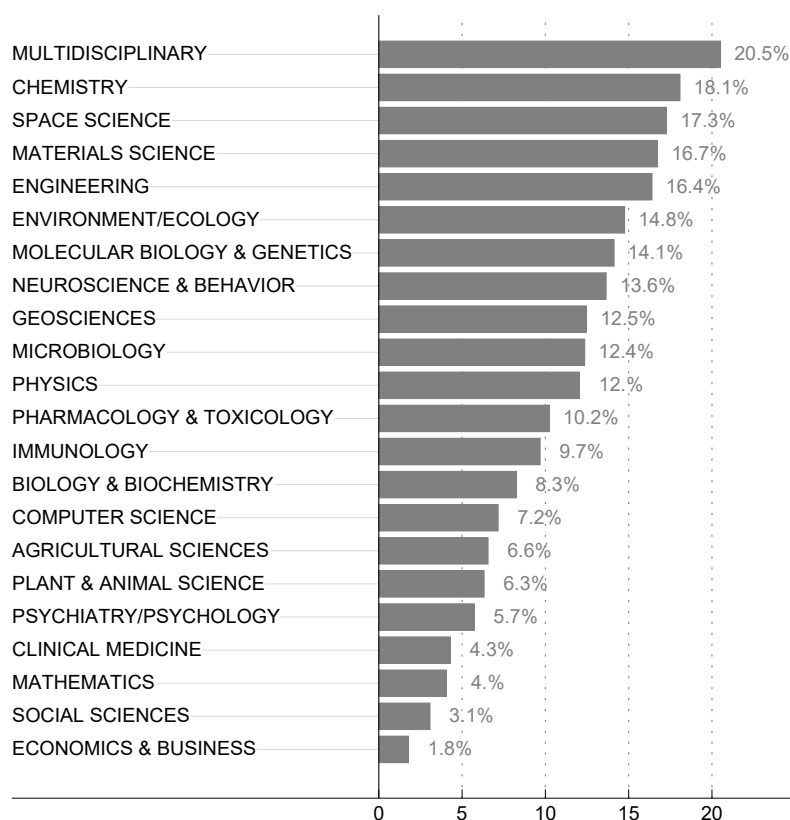


FIG. 3. HHI of discipline markets.

Ascending from the group with lowest to highest JIF, average APC increase. This holds for big publishers as well as for the remaining publishers (Others). A further revelation is that average APC are consistently higher for big than for other publishers. The F-statistic in the last column indicates the respective significance level. Accordingly, there are significant differences between big and other publishers ranging between 634 to 1386 USD. The largest difference can be detected for to the subgroup of publishers with the lowest JIF.

A further decomposition sheds light on several age groups. We split the journals into three age groups: publishers not older than 137, publishers older than 137 but not older than 175 years, and publishers older than 175 years; JIF again is partitioned into three categories (quartiles) and publishers are distinguished between big and other publishers. Adding age as a third category allows us to differentiate 18 different subgroups as documented in Table 3. The numbers in parentheses indicate the rank of average APC within the subgroups of big publishers and other publishers, respectively. For big publishers the row with the highest average APC is the old publishers, except for the group of young publishers with a

TABLE 2

Average APC of journals in four JIF levels belonging to big publishers and others.

JIF	Publishers		F-stat.
	Big publishers	Others	
Low	2,656 (627)	1,270 (346)	465.61***
Medium low	2,846 (726)	1,882 (247)	193.61***
Medium high	3,080 (734)	2,418 (237)	98.35***
High	3,402 (678)	2,768 (294)	72.31***

***p<0.001, ** p<0.01, * p<0.05

Note. Numbers in the table are mean APC in USD. Significance level is calculated by ANOVA testing the influence of publisher size on APC in four JIF groups. Numbers in the parentheses are numbers of observations.

TABLE 3

Average APC of journals in three age groups and three JIF levels belonging to big publishers and others.

Publisher age	Big publishers			Others		
	JIF			JIF		
	Low	Medium	High	Low	Medium	High
Young (≤ 137)	2,528	3,127	3,693	1,324	2,006	2,531
Rank	[9] (228)	[5] (390)	[1] (380)	[9] (335)	[7] (262)	[4] (255)
Medium (138-175)	2,596	2,626	2,768	2,504	3,341	3,258
Rank	[8] (449)	[7] (355)	[6] (251)	[5] (21)	[1] (39)	[2] (64)
Old (>176)	3,240	3,173	3,292	1,457	2,206	2,734
Rank	[3] (192)	[4] (229)	[2] (291)	[8] (60)	[6] (17)	[3] (50)

Note: Entries represent average APC in USD. Numbers in square brackets indicate the rank of average APC within the subgroups of big publishers and other publishers, respectively. Numbers in parentheses are number of observations.

high JIF, which takes rank 1. The highest APC for other publishers belongs to the medium-aged medium-JIF category. The column with the highest JIF contains APC ranked 2, 3, and 4. A Spearman-Rank-Test between big publishers and other publishers does not suggest that subgroups of both can be ranked in the same order. What we may conclude from this table is that old publishers that managed to grow big charge the highest APC. For the remaining publishers, the impact factor of their journals JIF appears to be a proxy for increasing ACPs.

Also, an ANOVA which we performed has shown that JIF positively correlates with APC for subgroups big-young, other-young, other-medium and other-old. For big publishers, older than 175 years, (old-medium group), the correlation of JIF is strongly significant (p-value = 1%). No significant effect could be detected for big and old publishers. Age only matters, if publishers have grown big. In the following, we will further investigate the interplay between those determinants in a multivariate regression.

Regression model

Before we start with regressions, Table 4 reports the pairwise correlations between variables. The highest correlations is shown between hybrid and APC, which amounts to 0.56, followed by big publisher and publisher age with 0.48. From this table no obvious multicollinearity issues appear to be prevalent. The correlations are consistent with previous studies and they are in line with our hypotheses: Hybrid OA journals tentatively charge higher APC (Morrison et al., 2015; Pinfield et al., 2017), big publishers tend to be established publishers with longer histories (Edlin & Rubinfeld, 2004) and which also makes the main group of publishers choosing a hybrid-OA strategy, which finally allows them to charge higher APC (Laakso et al., 2011; Morrison et al., 2015). This is tantamount to saying that reputable journals have the scope to charge extra (Dewatripont et al., 2007; Harvie et al., 2013; McCabe, 2000, 2002), or that dominant publishers can charge higher APC on average (Morrison et al., 2015; Pinfield et al., 2016, 2017). The negative correlation between JIF and profit suggests that non-profit publishers tend to have a slightly higher JIF. Big publisher and publisher age do not show any significant correlation with JIF.

TABLE 4
Correlation between the variables.

	(1)	(2)	(3)	(4)	(5)	(6)	(7)
(1) APC	1						
(2) Hybrid	0.56*	1					
(3) Profit	0.11*	0.03	1				
(4) JIF	0.32*	0.05*	-0.07*	1			
(5) Big pub.	0.39*	0.29*	0.50*	0.01	1		
(6) Pub. age	0.27*	0.21*	-0.21*	0.03	0.48*	1	
(7) HHI	0.03*	-0.02	-0.08*	0.15*	-0.10*	-0.07*	1

Note: All p values less than 0.05 are marked by *

TABLE 5
Regression result with APC as dependent variable.

	(1)	(2)	(3)	(4)	(5)	(6)
JIF	136.1*** (6.43)	134.7*** (5.88)	125.8*** (6.28)	130.6*** (5.93)	124.0*** (5.07)	124.6*** (5.07)
Big pub.		955.7*** (34.67)	813.5*** (39.97)	828.7*** (39.75)	466.3*** (48.89)	320.7*** (72.01)
Pub. age			1.45*** (0.21)	1.31*** (0.21)	1.01*** (0.23)	0.21 (0.37)
HHI				543.6* (311.66)	560.9** (265.97)	636.9** (267.17)
Hybrid					1,278*** (33.47)	1,294*** (33.94)
Profit					117.0** (49.35)	136.3*** (49.81)
Big pub. × pub. age						1.15*** (0.42)
Const.	2,336*** (25.11)	1,660*** (33.59)	1,214*** (103.31)	1,517*** (47.90)	760.0*** (60.22)	802.4*** (62.11)
Obs.	3,889	3,889	3,868	3,868	3,868	3,868
Disc.	No	No	Yes	No	No	No
R2	0.103	0.250	0.268	0.252	0.458	0.459
R2 (ad)	0.103	0.250	0.263	0.251	0.457	0.458

Standard errors in parentheses: *** $p < 0.01$, ** $p < 0.05$, * $p < 0.1$. *Disc.* stands for discipline dummies. *Note.* Model 3 also comprises the 22 discipline dummies. Since they are not of interest in our study, they are not presented in the table. Model 4, Model 5 and Model 6 exclude the discipline dummies due to multicollinearities between them and HHI.

Now, we calculate partial correlation coefficients by running several regression models, the results of which are presented in table 5. APC shall serve as dependent. Independent variables are introduced sequentially to check the robustness of coefficients. In model 1, we start with JIF as the first independent variable to be tested. It shows a significant effect on APC. This holds true across all six models in the table. Model 2 includes big publisher, and model 3 publisher age. All coefficients turn out to be positive and significant. Model 3 additionally contains dummies for disciplines. In model 4, we introduce HHI, which is a constant by discipline and therefore multi-collinear with the discipline dummies. Hence, we cannot include both HHI and discipline dummies. Model 4 only includes HHI and its coefficient also is positive and significant. Incorporating the information about whether being a gold OA or a hybrid OA journal in model 5, reveals a significant and positive effect on APC. As we measure the respective variables in USD, the coefficient of Hybrid suggests that journals with a hybrid-OA strategy on average charge 1,278 USD more in APC than non-hybrid ones.

Taking up the insights from the descriptive statistics above, where we saw that the size of publishers and their age matter in terms of APC, if both coincide. Consequently, we introduce the interaction term between Big Publisher and Publisher Age (model 6). However, the estimate does not indicate a large impact of this interaction on APC. With respect to the goodness of fit, model 6 reports the highest adjusted R², which makes it our preferred model.

Collecting all estimates in model 6, allows us to reconstruct the average APC according to the identified determinants. The constant term of 802.4USD reflects the base price for an open access publication. From a technical perspective, we may interpret this amount as the pure production cost of processing an article for an open access publication. With a one-unit increase of the impact factor (JIF) of the journal, APC increase by 124.6USD. Concerning publisher size and age, the direct effect of publisher age is not significant, it only counts in combination with being a big publisher, i. e. $\text{big. pub} \times \text{pub. age}$ then increase average APC by a moderate 1.15USD. The compound effect of being a big publisher ($\text{big pub.} + \text{big pub.} \times \text{pub. age}$) amounts to 320.7USD + 1.15USD \times pub age. In other words, a big publisher of mean age (=153 years) can charge, *ceteris paribus*, 497.2USD more in APC. If the discipline mean concentration level (HHI) of .09, APC increase only by 57.3USD. Journals of for-profit publishers include a markup of 136.3USD, and most strikingly, the fact of running a hybrid-OA strategy adds 1,278USD. Adding all components yields average APC of 3201USD for a open access publication with a big publisher of middle age, average impact factor, profit orientation, average market concentration of the respective discipline pursuing a hybrid-OA strategy. In relative terms, 40% of the resulting APC consist of returns to the hybrid model.

6 Caveats and Conclusion

The aim of the paper was to evaluate the impact of the drivers of APC. Market power of publishers, the concentration of disciplines, the age of publishers, the reputation of journals, and last not least the underlying business model of publishers (hybrid or gold OA) were the determinants we investigated. By and large, we could corroborate our hypotheses: journal reputation, market power of publishers, hybrid model, and the concentration of disciplines

increase APC, although publisher age appears only to play a role, in case the publisher managed to become one of the big publishers.

In comparison to the existing studies, especially with respect to Schoenfelder (2018), closest to our paper, we extended her perspective by incorporating the role of market power in the evolution and proliferation of open access publishing. In addition, we clarified the distinction between big and traditional publishers. In the literature, the two terms are often blurred in usage (Pinfield et al., 2016, 2017; Schoenfelder, 2018). Not all traditional publishers have grown big. Our results show that only some of the traditional publishers have grown big and thus managed to charge extra on APC. What adds to the surcharge is, when the respective scientific discipline is concentrated and publishers can thereby exert market power.

Also with regard to the effect of reputation, our results are in line with the existing literature. As reputation is the actual “good” a researcher is striving for when choosing a certain journal for publication, it should reflect in the APC. This is the case in our study as in others such as Solomon and Bjoerk (2012a, 2012b), Bjoerk and Solomon (2014, 2015), M. Smith et al. (2016), Schoenfelder (2018), Yuen et al. (2018), Romeu et al. (2014), Pinfield et al. (2017), and Wang et al. (2015). Yet, the magnitude of its effect is surprising. One unit increase in reputation, as usually measured by journal impact factor in the literature, only makes 124.6USD of average APC. This is less than 5% of average APC (2.723USD, see Table 1). A Journal with an average reputation of 2.85 (see Table 1) contributes 355.1USD ($124.6USD \times 2.85JIF$), equivalent to 13% of average APC. Bearing in mind that reputation is the principle concern of researchers, little of the APC accounts for reputation. The reason for this discrepancy can be manifold: (a) the latent variable reputation is inadequately captured by journal impact factor as proxy (measurement problem), (b) publishers are able to charge significantly more due to their market power, or (c) a combination of both. According to our study, market power takes a large share in APC. Our analysis of the price-increasing effects of market concentration, the choice of the hybrid-strategy, as well as the size of the publishers, all support the hypothesis that market power inflates APC.¹⁵ On the other hand, it is pointless to argue that the reputation of a scholar is congruent to his/her publication-weighted sum of journal impact factors. Highly cited articles in not highest-ranked journals

¹⁵Most hybrid journals have their origin in traditional subscription-based journals. With sufficient market power, these publishers benefit more from a hybrid-OA strategy than less powerful publishers.

may contribute more to a single researcher's reputation than a no-cited article in a top journal – subject to the differences that may exist between scientific disciplines. In other words, the journal reputation might not be the only crucial determinant when choosing a certain journal for publishing one's research work. Apart from a journal's reputation, it could also be the speed and quality of the review process or the time to publication in a journal which is included in the researcher's decision making process. This, in turn, may explain why journal reputation takes a fairly low share in average APC, compared to the impact the hybrid-OA model has on APC.

With a share of almost 48% in average APC (2.723USD, see Table 1), the hybrid-OA strategy attributes most to the APC compared to all remaining factors. All publisher belonging to the group of big publishers, play the hybrid-OA strategy at least in some of their journals. All big publishers can be considered established and experienced publishers with the youngest of big publishers being already 131 years old. Additionally, taking market concentration within disciplines into account, puts the hybrid-OA strategy, as a form of exploiting market power, in perspective. At this point, it is to be stressed that our results do not give evidence to this causal link, but it reveals an obvious dis-balance between the drivers of APC, which does not reflect the intuition that reputation would be the traded good between publishers and researchers striving to successfully disseminate their scientific insights in a reputable journal.

Concerning the database in our study, there are further limitations. Because the *DOAJ* data only provides cross-sectional data, merging the data comes along with a loss of information, since we do not exploit the time dimension. In account of the sparse availability of timely data, we could not even consider a simple time trend. Nor does the lack of the time dimension allow us to employ a dynamic econometric approach, which would help understand the causal links between APC and its drivers.

Further caveats are that we did not consider all conceivable drivers of APC, which may possibly have caused an omitted variable bias in our results. A further explanator, as for example put forward by Solomon and Bjoerk (2012b), is the difference in the availability of funding between disciplines. This could additionally cause distortions of APC between disciplines. In our case, we controlled for unobserved heterogeneity by introducing discipline dummies or the discipline-specific market concentration variable HHI, respectively. Never-

theless, fixed effects of scientific discipline should be investigated further in future research – despite the fact that collecting the relevant information might be a difficult task, because data protection conditions may impede the attempt to do so. Neither authors nor institutions are required to report the information to an easy-to-access repository such as *DOAJ* or *OpenAPC*.

Irrespective of all the caveats, which need to be tackled in future research, our results disclosing a 48% surcharge on hybrid-OA publishing, compared to average APC, strongly support the hypothesis that academia runs the risk not to take advantage of the cost-reducing opportunities inherent to digitization. Via a hybrid-OA strategy, big publishers may nonetheless be able to sustain their comfortable profit situation, and leverage their existing market power from the subscription-based to the open-access publishing era.

References

- Armstrong, M. (2015). Opening access to research. *The Economic Journal*, 125(586), F1–F30.
- Beall, J. (2012). Predatory publishers are corrupting open access. *Nature News*, 489(7415), 179.
- Beall, J. (2016). Best practices for scholarly authors in the age of predatory journals. *The Annals of The Royal College of Surgeons of England*, 98(2), 77–79.
- Bensman, S. J. (2011). The structure of the library market for scientific journals: The case of chemistry. *Library Resources & Technical Services*, 40(2), 145–170.
- Bergstrom, T. C. (2001). Free labour for costly journals? *Journal of Economic Perspectives*, 15(4), 183–198.
- Bergstrom, T. C. & Bergstrom, C. T. (2004). Will open access compete away monopoly profits in journal publishing. Available at: octavia.zoology.washington.edu/publishing/BergstromAndBergstrom04b.pdf.
- Bjoerk, B.-C. & Solomon, D. (2014). *Developing an effective market for open access article processing charges*. FWF.
- Bjoerk, B.-C. & Solomon, D. (2015). Article processing charges in oa journals: Relationship between price and quality. *Scientometrics*, 103(2), 373–385.

- Bourne, P. E. & Barbour, V. (2011). Ten simple rules for building and maintaining a scientific reputation. Public Library of Science.
- Budzinski, O. & Koehler, K. H. (2015). Is amazon the next google? *ORDO*, 66(1), 263–288.
- Budzinski, O. & Kuchinke, B. A. (2019). Handbook economics and management of media and communication. In B. von Rimscha (Ed.), (Chap. Industrial Organization of Media Markets and Competition Policy). Berlin: DeGruyter.
- Chressanthis, G. A. & Chressanthis, J. D. (1993). Publisher monopoly power and third-degree price discrimination of scholarly journals. *Technical Services Quarterly*, 11(2), 13–36.
- Chressanthis, G. A. & Chressanthis, J. D. (1994). The determinants of library subscription prices of the top-ranked economics journals: An econometric analysis. *The Journal of Economic Education*, 25(4), 367–382.
- Collins, J. (2005). The future of academic publishing: What is open access? *Journal of the American College of Radiology*, 2(4), 321–326.
- Dasgupta, P. & David, P. (1994). Toward a new economics of science. *Research Policy*, 23(5), 487–521.
- Delamothe, T. & Smith, R. (2004). Open access publishing takes off. British Medical Journal Publishing Group.
- Dewatripont, M., Ginsburgh, V., Legros, P. & Walckiers, A. (2007). Pricing of scientific journals and market power. *Journal of the European Economic Association*, 5(2-3), 400–410.
- Edlin, A. S. & Rubinfeld, D. L. (2004). Exclusion or efficient pricing-the big deal bundling of academic journals. *Antitrust LJ*, 72, 119.
- Edlin, A. S. & Rubinfeld, D. L. (2005). The bundling of academic journals. *American Economic Review*, 95(2), 441–446.
- Eisenegger, M. (2005). *Reputation in der Mediengesellschaft -Konstitution, Issues Monitoring, Issues Management*. Wiesbaden: VS Verlag für Sozialwissenschaften.
- Esser, H. (1999). *Soziologie. Spezielle Grundlagen. Band 1: Situationslogik und Handeln*. Frankfurt/Main: Campus Verlag.
- Freda, M. C., Kearney, M. H., Baggs, J. G., Broome, M. E. & Dougherty, M. (2009). Peer reviewer training and editor support: Results from an international survey of nursing peer reviewers. *Journal of Professional Nursing*, 25(2), 101–108.

- Giddens, A. (1997). *Die Konstitution der Gesellschaft. Grundzuege einer Theorie der Strukturierung*. Frankfurt / New York: Campus.
- Grebel, T. (2011). *Innovation and Health: Theory, Methodology and Applications*. Cheltenham: Edward Elgar.
- Hagenhoff, S., Blumenstiel, M. & Ortelbach, B. (2008). An empirical analysis of the amount of publication fees. *Serials Review*, 34(4), 257–266.
- Harvie, D., Lightfoot, G., Lilley, S. & Weir, K. (2013). Publisher, be damned! from price gouging to the open road. *Prometheus*, 31(3), 229–239.
- Haucap, J. & Stühmeier, T. (2016). Competition and antitrust in internet markets. *Handbook on the Economics of the Internet*, Edward Elgar: Cheltenham, 183–210.
- Heinemann, L. (2015). Reviewer: An endangered species?! *Journal of diabetes science and technology*, 9(2), 167.
- Hunter, K. (2005). Critical issues in the development of stm journal publishing. *Learned publishing*, 18(1), 51–55.
- Irmer, M. (2011). *Wissenschaftliche Mediennutzung: Erwartungen und Motive bei der Nutzung klassischer und elektronischer Rezeptions-und Publikationsplattformen*. Muenster: LIT.
- Jeon, D.-S. & Menicucci, D. (2006). Bundling electronic journals and competition among publishers. *Journal of the European Economic Association*, 4(5), 1038–1083.
- Jeon, D.-S. & Rochet, J.-C. (2010). The pricing of academic journals: A two-sided market perspective. *American Economic Journal: Microeconomics*, 2(2), 222–55.
- Laakso, M., Welling, P., Bukvova, H., Nyman, L., Bjoerk, B.-C. & Hedlund, T. (2011). The development of open access journal publishing from 1993 to 2009. *PloS one*, 6(6), e20961.
- Larivière, V., Haustein, S. & Mongeon, P. (2015). The oligopoly of academic publishers in the digital era. *PloS one*, 10(6), e0127502.
- McCabe, M. J. (2000). Academic journal pricing and market power: A portfolio approach. *Revised Nov.*
- McCabe, M. J. (2002). Journal pricing and mergers: A portfolio approach. *American Economic Review*, 92(1), 259–269.
- McCabe, M. J. et al. (2004). Information goods and endogenous pricing strategies: The case of academic journals. *Economics Bulletin*, 12(10), 1–11.

- McCabe, M. J. & Snyder, C. M. (2005). Open access and academic journal quality. *American Economic Review*, 95(2), 453–459.
- McCabe, M. J. & Snyder, C. M. (2007). Academic journal prices in a digital age: A two-sided market model. *The BE Journal of Economic Analysis & Policy*, 7(1).
- McCabe, M. J. & Snyder, C. M. (2018). Open access as a crude solution to a hold-up problem in the two-sided market for academic journals. *The Journal of Industrial Economics*, 66(2), 301–349.
- Merton, R. K. (1968). The matthew effect in science: The reward and communication systems of science are considered. *Science*, 159(3810), 56–63.
- Moher, D. & Moher, E. (2016). Stop predatory publishers now: Act collaboratively. *Annals of internal medicine*, 164(9), 616–617.
- Morrison, H., Salhab, J., Calve-Genest, A. & Horava, T. (2015). Open access article processing charges: Doaj survey may 2014. *Publications*, 3(1), 1–16.
- Nevo, A., Rubinfeld, D. L. & McCabe, M. (2005). Academic journal pricing and the demand of libraries. *American Economic Review*, 95(2), 447–452.
- Oppenheim, C. (2008). Electronic scholarly publishing and open access. *Journal of information science*, 34(4), 577–590.
- Phillips, O. R. & Phillips, L. J. (2002). The market for academic journals. *Applied Economics*, 34(1), 39–48.
- Pinfield, S., Salter, J. & Bath, P. A. (2016). The ‘total cost of publication’ in a hybrid open-access environment: Institutional approaches to funding journal article-processing charges in combination with subscriptions. *Journal of the Association for Information Science and Technology*, 67(7), 1751–1766.
- Pinfield, S., Salter, J. & Bath, P. A. (2017). A ‘Gold-centric’ implementation of open access: Hybrid journals, the ‘Total cost of publication,’ and policy development in the uk and beyond. *Journal of the Association for Information Science and Technology*, 68(9), 2248–2263.
- Resnick, B. & Belluz, J. (2019). The war to free science. how librarians, pirates, and funders are liberating the worlds academic research from paywalls. *Vox Media*, forthcoming. Retrieved from <https://www.vox.com/the-highlight/2019/6/3/18271538/open-access-elsevier-california-sci-hub-academic-paywalls>

- Rochet, J.-C. & Tirole, J. (2006). Two-sided markets: A progress report. *The RAND journal of economics*, 37(3), 645–667.
- Romeu, C., Kohls, A., Gentil-Beccot, A., Mele, S., Vesper, M. & Mansuy, A. (2014). *The scoap3 initiative and the open access article-processing-charge market: Global partnership and competition improve value in the dissemination of science* (tech. rep. No. CERN-OPEN-2014-037). CERN.
- Schimank, U. (2000). *Handeln und Strukturen. Einfuehrung in die akteurtheoretische Soziologie*. Weinheim, Muenchen: Juventa.
- Schoenfelder, N. (2018). *Apcs-mirroring the impact factor or legacy of the subscription-based model?* Universitaet Bielefeld.
- Smith, M., Anderson, I., Bjork, B.-C., McCabe, M., Solomon, D., Tananbaum, G., ... Willmott, M. (2016). Pay it forward: Investigating a sustainable model of open access article processing charges for large north american research institutions.
- Smith, R. (2018). The business of academic publishing: “a catastrophe”. *The Lancet*, 392(10154), 1186–1187.
- Solomon, D. & Bjoerk, B.-C. (2012a). A study of open access journals using article processing charges. *Journal of the American Society for Information Science and Technology*, 63(8), 1485–1495.
- Solomon, D. & Bjoerk, B.-C. (2012b). Publication fees in open access publishing: Sources of funding and factors influencing choice of journal. *Journal of the American Society for Information Science and Technology*, 63(1), 98–107.
- Storbeck, O. (2018). Springer nature warns of free access risk to revenues. *Financial Times*. Retrieved from <https://www.ft.com/content/8dc9c370-492d-11e8-8ae9-4b5ddcca99b3>
- Suber, P. (2003). Removing the barriers to research: An introduction to open access for librarians. *College & research libraries news*.
- Van Dalen, H. P. & Henkens, K. (2005). Signals in science-on the importance of signaling in gaining attention in science. *Scientometrics*, 64(2), 209–233.
- Van Noorden, R. (2012). Britain aims for broad open access. *Nature News*, 486(7403), 302.
- Wang, L. L., Liu, X. Z. & Fang, H. (2015). Investigation of the degree to which articles supported by research grants are published in open access health and life sciences journals. *Scientometrics*, 104(2), 511–528.

- Wellington, J. & Nixon, J. (2005). Shaping the field: The role of academic journal editors in the construction of education as a field of study. *British Journal of Sociology of Education*, 26(5), 643–655.
- Yuen, J., Muquit, S. & Whitfield, P. C. (2018). Correlation between cost of publication and journal impact. comprehensive cross-sectional study of exclusively open-access surgical journals. *Journal of Surgical Education*.

**Diskussionspapiere aus dem Institut für Volkswirtschaftslehre
der Technischen Universität Ilmenau**

- Nr. 69 Budzinski, Oliver: Empirische Ex-Post Evaluation von wettbewerbspolitischen Entscheidungen: Methodische Anmerkungen, Januar 2012.
- Nr. 70 Budzinski, Oliver: The Institutional Framework for Doing Sports Business: Principles of EU Competition Policy in Sports Markets, January 2012.
- Nr. 71 Budzinski, Oliver; Monostori, Katalin: Intellectual Property Rights and the WTO, April 2012.
- Nr. 72 Budzinski, Oliver: International Antitrust Institutions, Juli 2012.
- Nr. 73 Lindstädt, Nadine; Budzinski, Oliver: Newspaper vs. Online Advertising - Is There a Niche for Newspapers in Modern Advertising Markets?
- Nr. 74 Budzinski, Oliver; Lindstädt, Nadine: Newspaper and Internet Display Advertising - Co-Existence or Substitution?, Juli 2012b.
- Nr. 75 Budzinski, Oliver: Impact Evaluation of Merger Control Decisions, August 2012.
- Nr. 76 Budzinski, Oliver; Kuchinke, Björn A.: Deal or No Deal? Consensual Arrangements as an Instrument of European Competition Policy, August 2012.
- Nr. 77 Pawlowski, Tim, Budzinski, Oliver: The (Monetary) Value of Competitive Balance for Sport Consumers, Oktober 2012.
- Nr. 78 Budzinski, Oliver: Würde eine unabhängige europäische Wettbewerbsbehörde eine bessere Wettbewerbspolitik machen?, November 2012.
- Nr. 79 Budzinski, Oliver; Monostori, Katalin; Pannicke, Julia: Der Schutz geistiger Eigentumsrechte in der Welthandelsorganisation - Urheberrechte im TRIPS Abkommen und die digitale Herausforderung, November 2012.
- Nr. 80 Beigi, Maryam H. A.; Budzinski, Oliver: On the Use of Event Studies to Evaluate Economic Policy Decisions: A Note of Caution, Dezember 2012.
- Nr. 81 Budzinski, Oliver; Beigi, Maryam H. A.: Competition Policy Agendas for Industrializing Countries, Mai 2013.
- Nr. 82 Budzinski, Oliver; Müller, Anika: Finanzregulierung und internationale Wettbewerbsfähigkeit: der Fall Deutsche Bundesliga, Mai 2013.
- Nr. 83 Doose, Anna Maria: Methods for Calculating Cartel Damages: A Survey, Dezember 2013.

- Nr. 84 Pawlowski, Tim; Budzinski, Oliver: Competitive Balance and Attention Level Effects: Theoretical Considerations and Preliminary Evidence, März 2014.
- Nr. 85 Budzinski, Oliver: The Competition Economics of Financial Fair Play, März 2014.
- Nr. 86 Budzinski, Oliver; Szymanski, Stefan: Are Restrictions of Competition by Sports Associations Horizontal or Vertical in Nature?, März, 2014.
- Nr. 87 Budzinski, Oliver: Lead Jurisdiction Concepts Towards Rationalizing Multiple Competition Policy Enforcement Procedures, Juni 2014.
- Nr. 88 Budzinski, Oliver: Bemerkungen zur ökonomischen Analyse von Sicherheit, August 2014.
- Nr. 89 Budzinski, Oliver; Pawlowski, Tim: The Behavioural Economics of Competitive Balance: Implications for League Policy and Championship Management, September 2014.
- Nr. 90 Grebel, Thomas; Stuetzer, Michael: Assessment of the Environmental Performance of European Countries over Time: Addressing the Role of Carbon, September 2014.
- Nr. 91 Emam, Sherief; Grebel, Thomas: Rising Energy Prices and Advances in Renewable Energy Technologies, July 2014.
- Nr. 92 Budzinski, Oliver; Pannicke, Julia: Culturally-Biased Voting in the Eurovision Song Contest: Do National Contests Differ?, December 2014.
- Nr. 93 Budzinski, Oliver; Eckert, Sandra: Wettbewerb und Regulierung, März 2015.
- Nr. 94 Budzinski, Oliver; Feddersen, Arne: Grundlagen der Sportnachfrage: Theorie und Empirie der Einflussfaktoren auf die Zuschauernachfrage, Mai 2015.
- Nr. 95 Pannicke, Julia: Abstimmungsverhalten im Bundesvision Song Contest: Regionale Nähe versus Qualität der Musik, Oktober 2015.
- Nr. 96 Budzinski, Oliver; Kretschmer, Jürgen-Peter: Unprofitable Horizontal Mergers, External Effects, and Welfare, October 2015.
- Nr. 97 Budzinski, Oliver; Köhler, Karoline Henrike: Is Amazon The Next Google?, October 2015.
- Nr. 98 Kaimann, Daniel; Pannicke, Julia: Movie success in a genre specific contest: Evidence from the US film industry, December 2015.
- Nr. 99 Pannicke, Julia: Media Bias in Women's Magazines: Do Advertisements Influence Editorial Content?, December 2015.

- Nr. 100 Neute, Nadine; Budzinski, Oliver: Ökonomische Anmerkungen zur aktuellen Netzneutralitätspolitik in den USA, Mai 2016.
- Nr. 101 Budzinski, Oliver; Pannicke, Julia: Do Preferences for Pop Music Converge across Countries? - Empirical Evidence from the Eurovision Song Contest, Juni 2016.
- Nr. 102 Budzinski, Oliver; Müller-Kock, Anika: Market Power and Media Revenue Allocation in Professional Sports: The Case of Formula One, Juni 2016.
- Nr. 103 Budzinski, Oliver: Aktuelle Herausforderungen der Wettbewerbspolitik durch Marktplätze im Internet, September 2016.
- Nr. 104 Budzinski, Oliver: Sind Wettbewerbe im Profisport Ratterennen?, Februar 2017.
- Nr. 105 Budzinski, Oliver; Schneider, Sonja: Smart Fitness: Ökonomische Effekte einer Digitalisierung der Selbstvermessung, März 2017.
- Nr. 106 Budzinski, Oliver; Pannicke, Julia: Does Popularity Matter in a TV Song Competition? Evidence from a National Music Contest, April 2017.
- Nr. 107 Budzinski, Oliver; Grusevaja, Marina: Die Medienökonomik personalisierter Daten und der Facebook-Fall, April 2017.
- Nr. 108 Budzinski, Oliver: Wettbewerbsregeln für das Digitale Zeitalter – Die Ökonomik personalisierter Daten, Verbraucherschutz und die 9.GWB-Novelle, August 2017.
- Nr. 109 Budzinski, Oliver: Four Cases in Sports Competition Policy: Baseball, Judo, Football, and Motor Racing, September 2017.
- Nr. 110 Budzinski, Oliver: Market-internal Financial Regulation in Sports as an Anticompetitive Institution, October 2017.
- Nr. 111 Bougette, Patrice; Budzinski, Oliver; Marty, Frédéric: EXPLOITATIVE ABUSE AND ABUSE OF ECONOMIC DEPENDENCE: WHAT CAN WE LEARN FROM THE INDUSTRIAL ORGANIZATION APPROACH?, December 2017.
- Nr. 112 Budzinski, Oliver; Gaenssle, Sophia: The Economics of Social Media Stars: An Empirical Investigation of Stardom, Popularity, and Success on YouTube, Januar 2018.
- Nr. 113 Gaenssle, Sophia; Budzinski, Oliver; Astakhova Daria: Conquering the Box Office: Factors, influencing Success of International Movies in Russia, Mai 2018.

- Nr. 114 Budzinski, Oliver; Stöhr, Annika: Die Ministererlaubnis als Element der deutschen Wettbewerbsordnung: eine theoretische und empirische Analyse, Juli 2018.
- Nr. 115 Budzinski, Oliver; Kuchinke, Björn A.: Modern Industrial Organization Theory of Media Markets and Competition Policy Implications, September 2018.
- Nr. 116 Budzinski, Oliver; Lindstädt-Dreusicke, Nadine: The New Media Economics of Video-on-Demand Markets: Lessons for Competition Policy, Oktober 2018.
- Nr. 117 Budzinski, Oliver; Stöhr, Annika: Competition Policy Reform in Europe and Germany – Institutional Change in the Light of Digitization, November 2018.
- Nr. 118 Budzinski, Oliver; Noskova, Victoria; Zhang, Xijie: The Brave New World of Digital Personal Assistants: Benefits and Challenges from an Economic Perspective, December 2018.
- Nr. 119 Bougette, Patrice; Budzinski, Oliver & Marty, Frédéric: EXPLOITATIVE ABUSE AND ABUSE OF ECONOMIC DEPENDENCE: WHAT CAN WE LEARN FROM AN INDUSTRIAL ORGANIZATION APPROACH? [Updated Version 2018], December 2018.
- Nr. 120 Bartelt, Nadja: Bundling in Internetmärkten - Ökonomische Besonderheiten, Wettbewerbseffekte und Regulierungsimplicationen, Dezember 2018.
- Nr. 121 Budzinski, Oliver; Feddersen, Arne: Measuring Competitive Balance in Formula One Racing, März 2019.
- Nr. 122 Budzinski, Oliver; Kohlschreiber, Marie; Kuchinke, Björn A. & Pannicke, Julia: Does Music Quality Matter for Audience Voters in a Music Contest, März 2019.
- Nr. 123 Gaenssle, Sophia; Budzinski, Oliver: Stars in Social Media: New Light Through Old Windows?, April 2019.
- Nr. 124 Stöhr, Annika; Budzinski, Oliver: Ex-post Analyse der Ministererlaubnis-Fälle - Geminwohl durch Wettbewerbsbeschränkungen?, April 2019.
- Nr. 125 Budzinski, Oliver; Lindstädt-Dreusicke, Nadine: The New Media Economics of Video-on-Demand Markets: Lessons for Competition Policy (Updated Version), May 2019.
- Nr. 126 Stöhr, Annika; Noskova, Victoria; Kunz-Kaltenhäuser, Philipp; Gaenssle, Sophia & Budzinski, Oliver: Happily Ever After? – Vertical and Horizontal Mergers in the U.S. Media Industry, June 2019.
- Nr. 127 Budzinski, Oliver; Stöhr, Annika: Der Ministererlaubnis-Fall Miba/Zollern: Europäische Champions statt Wettbewerb?, Juni 2019.

- Nr. 128 Budzinski, Oliver; Gaenssle, Sophia & Kunz-Kaltenhäuser, Philipp: How Does Online Streaming Affect Antitrust Remedies to Centralized Marketing? The Case of European Football Broadcasting, Rights, July 2019.
- Nr. 129 Budzinski, Oliver; Haucap, Justus: Kartellrecht und Ökonomik: Institutions Matter!, July 2019.
- Nr. 130 Budzinski, Oliver & Stöhr, Annika: Public Interest Considerations in European Merger Control Regimes, August 2019.
- Nr. 131 Gaenssle, Sophia; Budzinski, Oliver & Astakhova, Daria: Conquering the Box Office: Factors Influencing Success of International Movies in Russia (Update), October 2019.
- Nr. 132 Stöhr, Annika; Budzinski, Oliver & Jasper, Jörg: Die Neue E.ON auf dem deutschen Strommarkt – Wettbewerbliche Auswirkungen der innogy-Übernahme, November 2019.
- Nr. 133 Budzinski, Oliver; Grebel, Thomas; Wolling, Jens & Zhang, Xijie: Drivers of Article Processing Charges in Open Access, December 2019.